

ESTADO DE MOVIMIENTOS DEL TESORO
CUENTA CORRIENTE N° 1710412/8

| CONCEPTO | Tesorería General | Tesorerías Jurisdiccionales | Organismos Descentralizados | TOTAL |
|---|-------------------|-----------------------------|-----------------------------|---------------|
| I Saldos Iniciales al 01/02/2000 | | | | |
| I.a Fondos disponibles provinciales | | | | |
| I.a.1. Caja | | | | |
| I.a.2. Bancos | 8.209.854,22 | | | 8.209.854,22 |
| I.b Fondos de Terceros | | | | |
| II Ingresos | | | | |
| II.a Presupuestarios | | | | |
| II.a.1. Tributarios de Origen Nacional | 16.168.616,21 | | | 16.168.616,21 |
| II.a.2. Tributarios de Origen Provincial | 3.620.271,30 | | | 3.620.271,30 |
| II.a.3. Otros | 26.525.697,44 | | | 26.525.697,44 |
| II.b No Presupuestarios | | | | |
| II.b.1. Fondos de Terceros | | | | |
| II.b.2. Otros | 1.300.000,00 | | | 1.300.000,00 |
| III Egresos | | | | |
| III.a Presupuestarios | | | | |
| III.a.1. Remuneraciones | 10.468.415,23 | | | 10.468.415,23 |
| III.a.2. Aportes y Contribuciones | 2.591.144,70 | | | 2.591.144,70 |
| III.a.3. Otros | 3.759.800,10 | | | 3.759.800,10 |
| III.b No Presupuestarios | | | | |
| III.b.1. Fondos de Terceros | | | | |
| III.b.2. Otros | 16.298.415,33 | | | 16.298.415,33 |
| IV Saldos Finales al | | | | |
| IV.a Fondos disponibles provinciales | | | | |
| IV.a.1. Caja | | | | |
| IV.a.2. Bancos | 22.704.663,81 | | | 22.704.663,81 |
| IV.b Fondos de Terceros | | | | |

ALFREDO RAMIRO SOLÍS
ACTOR JURISDICCIONAL Y ADMINISTRATIVO
DE INGRESOS

PROVINCIA DE TIERRA DEL FUEGO, ANTARTIDA E ISLAS DEL ATLANTICO SUR


MES: al 29/02/00

AÑO: 2000

SITUACION DEL TESORO

| CONCEPTO | ADMINISTRACION CENTRAL | ORGANISMOS DESCENTRALIZADOS | TOTAL |
|---|------------------------|-----------------------------|-----------------|
| 1) Valores Activos | | | |
| Caja | | | 22.704.663,81 |
| Bancos | 22.704.663,81 | | |
| Cuentas a Cobrar | | | |
| Organismos Descentralizados | | | |
| Tesorería General de la Provincia | | | |
| Otros | | | |
| 2) Valores Pasivos | | | |
| Remuneraciones al Personal | | | 23.213.585,36 |
| Aportes de Previsión Social | 23.213.585,36 | | |
| Aportes para Obra Social | 6.957.307,39 | | 6.957.307,39 |
| Proveedores | 20.009.604,84 | | 20.009.604,84 |
| Contratistas | | | |
| Municipalidades y Otros Entes Comunales | 3.081.587,48 | | 3.081.587,48 |
| Empresas del Estado Provincial | | | |
| Estado Nacional | | | |
| - Tesorería General de la Nación | | | |
| - Empresas del Estado Nacional | | | |
| - Otros Organismos del Estado Nacional | | | |
| Organismos Descentralizados | 1.583.536,21 | | 1.583.536,21 |
| Tesorería General de la Provincia | | | |
| Instituciones Financieras | | | |
| Otros | 2.872.749,67 | | 2.872.749,67 |
| 3) Diferencia (1-2) | (35.013.707,14) | | (35.013.707,14) |


 ALFREDO SOLÍS
 DIRECTOR RECURSOS Y AFECTACION
 DE RECURSOS




CONDICIONES DE LOS PRESTAMOS Y DE COLOCACIONES DE DEUDA

| PRESTAMISTA | STOCK AL 29/02/00 | Moneda | Monto Original | Garantias | Fecha de la operación | Tasa | Plazo |
|--|----------------------|--------|----------------|------------|-----------------------|----------------------------|---------------------------------|
| GOBIERNO NACIONAL | 0 | | 0 | | | | |
| ENTIDADES BANCARIAS Y FINANCIERAS | 150,563 | | 180,911 | | | | |
| Bco. Crédito (2) | 2,303 | \$ | 10,000 | COPA 3.6% | 18/10/96 | PPS 30 DIAS+6.3% | 66 CUOT.(INCL.12 M.GRACIA) |
| Bco. Valores | 5,121 | US\$ | 10,000 | COPA 6.75% | 4/03/97 | PPUS\$ 30 A 59 DIAS+5.90% | 66 CUOT.(INCL.12 M.GRACIA) |
| Bco. ABN AMOR BANK N.V. (3) | 4,507 | US\$ | 9,999 | COPA 6% | 26/10/98 | PPUS\$ 30 DIAS+5.60% | 72 CUOT.(INCL.18 M.GRACIA) |
| Bco. Quilmes (4) | 7,721 | US\$ | 20,001 | COPA 12% | 30/09/97 | PP US\$ 30 A 59 DIAS+6.15% | 72 CUOTAS |
| Bco. de la Nación Argentina | 20,000 | US\$ | 20,000 | COPA CUOTA | 29/09/99 | PP US\$ 30 A 59 DIAS+6.15% | 24 CUOT.(INCL.12 M.GRACIA) |
| Bco. de la Nación Argentina - Fondo Fiduciario | 40,000 | US\$ | 40,000 | COPA CUOTA | 14/02/00 | PP US\$ 30 A 59 DIAS+6.15% | 126 CUOT.(INCL.12 M.GRACIA) |
| Bco. TDF C/C 1/7/1000/96 | 64,200 | \$ | 64,200 | | | | |
| Bco. TDF C/C 1/7/1040/9 - Progr. Tit.Poliales. | 1,362 | \$ | 1,362 | | | | |
| Bco. TDF - Descuento Documentos | 5,349 | \$ | 5,349 | | | | |
| ORGANISMOS INTERNACIONALES | 12,346 | | 14,154 | | | | |
| BID - SVOA | 1,817 | \$ | 3,270 | COPA CUOTA | 18/01/90 | SE FIJA EN C/SEMESTRE | 18 CUOTAS SEMESTRALES |
| BIRF | | | | | | | |
| 3280 Provincia | 608 | \$ | 962 | COPA CUOTA | 23/05/91 | SE FIJA EN C/SEMESTRE | CUOTAS SEMESTRALES |
| 3877 Provincia | 0 | \$ | 0 | COPA CUOTA | 17/09/96 | SE FIJA EN C/SEMESTRE | CUOTAS SEMESTRALES |
| 3860 Municipios | 3,945 | \$ | 3,945 | COPA CUOTA | 26/08/96 | SE FIJA EN C/SEMESTRE | CUOTAS SEMESTRALES |
| BID | | | | | | | |
| 619 Provincia | 191 | \$ | 191 | COPA CUOTA | 23/05/91 | SE FIJA EN C/SEMESTRE | CUOTAS SEMESTRALES |
| 845 PRISE | 5,786 | \$ | 5,786 | COPA CUOTA | 20/01/97 | SE FIJA EN C/SEMESTRE | CUOTAS SEMESTRALES |
| 940 Mej. De Barrios | 0 | \$ | 0 | COPA CUOTA | 3/08/98 | SE FIJA EN C/SEMESTRE | CUOTAS SEMESTRALES |
| DEUDA FLOTANTE | 145,693 | | 7,258 | | | | |
| Ordenes de Pago Impagas | 13,767 | | | | | | |
| Deuda con Municipios | 3,875 | \$ | | | | | |
| Obligaciones del Tesoro (1) | 50,835 | \$ | | | | | |
| Oblig.del Tesoro s/Res MECySP 2064/97 | 4,336 | \$ | 7,258 | | 18/11/97 | FIJA 9% | 72 CUOTAS MENSUALES |
| XT - Transferencias Extrapresupuestarias | 7,359 | \$ | | | | | |
| Otras Deudas (5) | 27,850 | \$ | | | | | |
| Deuda sin Registrar (5) | 37,671 | \$ | | | | | |
| DEUDA CONSOLIDADA | 74,663 | | 74,663 | | | | |
| L.E. T.E. | 2,873 | \$ | 2,873 | | 20/05/97 | | |
| Convenio N°2818 (Ley Provincial N° 368) I.P.P. | 15,649 | \$ | 15,649 | | 5/06/97 | | |
| Convenio N°2947/97 Bco. T.D.F. | 9,910 | \$ | 9,910 | | 24/09/97 | | |
| Convenio N°3796/99 Bco. T.D.F. | 17,252 | \$ | 17,252 | | 5/01/99 | | |
| Convenio N°1124/97 I.S.S.P. | 761 | \$ | 761 | | 17/12/97 | | |
| Convenio N°2381/96 -Iglis Consur | 1,230 | \$ | 1,230 | | 16/04/96 | | |
| Convenio N°3380/98 I.P.V. | 2,050 | \$ | 2,050 | | 15/04/98 | | |
| Con O.P.E. Nota N°216/98 C.G. | 1,278 | \$ | 1,278 | | Abr-98 | | |
| Caja Comp. Policía (sin convenio) | 36 | \$ | 36 | | | | |
| Convenio N° 2012/95 - I.P.V. | 22,235 | \$ | 22,235 | | 13/06/95 | | |
| Sin Registrar | 1,389 | \$ | 1,389 | | | | |
| TITULOS PROVINCIALES | 41,250 | | 55,000 | | | | |
| Bono Albatros Serie A | 41,250 | US\$ | 55,000 | REGALIAS | 21/10/97 | TASA FIJA US\$ 9% | 20 CUOT.TRIM.(INCL.14 M.GRACIA) |
| PRIVATIZACION BANCO PROVINCIAL | 0 | | 0 | | | | |
| OTRAS DEUDAS | 18,300 | | 18,300 | | | | |
| Tasa de Justicia | 18,300 | \$ | 18,300 | | | | |
| TOTAL | 442,815 | | 350,286 | | | | |

Nota

- (1) Se reortan costos el 31/12/99 dado que no se cortó con sistema contable desde el 01/01/00 al 01/03/00.
- (2) Según contrato el porcentaje de comisión es de 6.50%, desde el 16/09/99 el banco aplicó solo la retención del 3.6%.
- (3) Según contrato, el porcentaje de retención es del 6%. Pero desde el mes de Dic.99 el banco reasignó retrocedió a la Provincia, representando la retención definitiva al 3.6% aproximadamente.
- (4) Se ajustó el saldo de capital de acuerdo a rectificativa del mes de abril/99 remitida el 17/03/00 por el Scotiabank Quilmes.
- (5) Deuda sujeta a verificación según Dec 156/00.



AMORTIZACION Y SERVICIOS DE LA DEUDA

| DETALLE DE LA DEUDA | Stock de deuda al 29/02/00 | AÑO 1 | | AÑO 2 | | AÑO 3 | | AÑO 4 | | AÑO 5 | | RESTO | |
|---|----------------------------|----------------|---------------|---------------|---------------|---------------|--------------|---------------|--------------|--------------|--------------|---------------|--------------|
| | | Amortización | Intereses | Amortización | Intereses | Amortización | Intereses | Amortización | Intereses | Amortización | Intereses | Amortización | Intereses |
| GOBIERNO NACIONAL | 0 | 0 | 0 | 0 | 0 | 0 | 0 | 0 | 0 | 0 | 0 | 0 | 0 |
| ENTIDADES BANCARIAS Y FINANCIERAS | 150,563 | 92,528 | 8,919 | 21,193 | 7,341 | 4,620 | 4,948 | 4,444 | 4,705 | 4,444 | 4,004 | 22,963 | 9,512 |
| Bco. Crédito | 2,303 | 2,303 | 111 | 0 | 0 | 0 | 0 | 0 | 0 | 0 | 0 | 0 | 0 |
| Bco. Valores | 5,121 | 2,087 | 481 | 2,489 | 262 | 546 | 12 | 0 | 0 | 0 | 0 | 0 | 0 |
| Bco. ABN AMOR BANK N.V. | 4,507 | 4,507 | 202 | 0 | 0 | 0 | 0 | 0 | 0 | 0 | 0 | 0 | 0 |
| Bco. Guimes | 7,721 | 7,721 | 301 | 0 | 0 | 0 | 0 | 0 | 0 | 0 | 0 | 0 | 0 |
| Bco. Nación | 20,000 | 5,000 | 2,564 | 15,000 | 986 | 0 | 0 | 0 | 0 | 0 | 0 | 0 | 0 |
| Bco. de la Nación Argentina - Fondo Fiduciario | 40,000 | 0 | 5,260 | 3,704 | 6,093 | 4,074 | 4,934 | 4,444 | 4,705 | 4,444 | 4,004 | 22,963 | 9,512 |
| Bco. TDF C/C 1/710009/6 | 64,200 | 64,200 | 0 | 0 | 0 | 0 | 0 | 0 | 0 | 0 | 0 | 0 | 0 |
| Bco. TDF C/C 1/71040/9 - Progr. Tit. Policiales | 1,362 | 1,362 | 0 | 0 | 0 | 0 | 0 | 0 | 0 | 0 | 0 | 0 | 0 |
| Bco. TDF - Descuento Documentos | 5,349 | 5,349 | 0 | 0 | 0 | 0 | 0 | 0 | 0 | 0 | 0 | 0 | 0 |
| ORGANISMOS INTERNACIONALES | 12,346 | 871 | 268 | 879 | 192 | 879 | 150 | 879 | 111 | 879 | 75 | 7,957 | 335 |
| BID - SVOA | 1,817 | 363 | 164 | 363 | 129 | 363 | 95 | 363 | 60 | 363 | 26 | 0 | 0 |
| BIRF | | | | | | | | | | | | | |
| 3280 Provincia (1) | 608 | 100 | 23 | 100 | 15 | 100 | 7 | 100 | 3 | 100 | 1 | 108 | 63 |
| 3877 Provincia (1) | 0 | 0 | 3 | 0 | 0 | 0 | 0 | 0 | 0 | 0 | 0 | 0 | 0 |
| 3860 Municipios (1) | 3,945 | 0 | 7 | 0 | 0 | 0 | 0 | 0 | 0 | 0 | 0 | 3,945 | 7 |
| BID | | | | | | | | | | | | | |
| 619 Provincia (1) | 191 | 8 | 8 | 16 | 8 | 16 | 8 | 16 | 8 | 16 | 8 | 119 | 42 |
| 845 PRISE (1) | 5,786 | 400 | 40 | 400 | 40 | 400 | 40 | 400 | 40 | 400 | 40 | 3,786 | 200 |
| 940 Mej. De Barrios (1) | 0 | 0 | 23 | 0 | 0 | 0 | 0 | 0 | 0 | 0 | 0 | 0 | 23 |
| DEUDA FLOTANTE | 145,693 | 142,567 | 459 | 1,210 | 347 | 1,210 | 235 | 706 | 85 | 0 | 0 | 0 | 0 |
| Ordenes de Pago Impagas | 13,767 | 13,767 | 0 | 0 | 0 | 0 | 0 | 0 | 0 | 0 | 0 | 0 | 0 |
| Deuda con Municipios | 3,875 | 3,875 | 0 | 0 | 0 | 0 | 0 | 0 | 0 | 0 | 0 | 0 | 0 |
| Obligaciones del Tesoro (2) | 50,835 | 50,835 | 0 | 0 | 0 | 0 | 0 | 0 | 0 | 0 | 0 | 0 | 0 |
| Oblig. del Tesoro s/Res. MEOySP 2064/97 | 4,336 | 1,210 | 459 | 1,210 | 347 | 1,210 | 235 | 706 | 85 | 0 | 0 | 0 | 0 |
| XT - Transferencias Extrapresupuestarias | 7,359 | 7,359 | 0 | 0 | 0 | 0 | 0 | 0 | 0 | 0 | 0 | 0 | 0 |
| Otras Deudas (4) | 27,850 | 27,850 | 0 | 0 | 0 | 0 | 0 | 0 | 0 | 0 | 0 | 0 | 0 |
| Deuda sin Registrar (4) | 37,671 | 37,671 | 0 | 0 | 0 | 0 | 0 | 0 | 0 | 0 | 0 | 0 | 0 |
| DEUDA CONSOLIDADA | 74,663 | 74,663 | 0 | 0 | 0 | 0 | 0 | 0 | 0 | 0 | 0 | 0 | 0 |
| LE. TE. (3) | 2,873 | 2,873 | 0 | 0 | 0 | 0 | 0 | 0 | 0 | 0 | 0 | 0 | 0 |
| Convenio N°2818 (Ley Provincial N° 368) I.P.P. | 15,649 | 15,649 | 0 | 0 | 0 | 0 | 0 | 0 | 0 | 0 | 0 | 0 | 0 |
| Convenio N°2947/97 Bco. T.D.F. | 9,910 | 9,910 | 0 | 0 | 0 | 0 | 0 | 0 | 0 | 0 | 0 | 0 | 0 |
| Convenio N°3796/99 Bco. T.D.F. | 17,252 | 17,252 | 0 | 0 | 0 | 0 | 0 | 0 | 0 | 0 | 0 | 0 | 0 |
| Convenio N°1124/97 I.S.S.P. | 761 | 761 | 0 | 0 | 0 | 0 | 0 | 0 | 0 | 0 | 0 | 0 | 0 |
| Convenio N°2361/96 - Iglys Consur | 1,230 | 1,230 | 0 | 0 | 0 | 0 | 0 | 0 | 0 | 0 | 0 | 0 | 0 |
| Convenio N°3380/98 I.P.V. | 2,050 | 2,050 | 0 | 0 | 0 | 0 | 0 | 0 | 0 | 0 | 0 | 0 | 0 |
| Con D.P.E. Nota N°216/98 C.G. | 1,278 | 1,278 | 0 | 0 | 0 | 0 | 0 | 0 | 0 | 0 | 0 | 0 | 0 |
| Caja Comp. Policia (sin convenio) | 36 | 36 | 0 | 0 | 0 | 0 | 0 | 0 | 0 | 0 | 0 | 0 | 0 |
| Convenio N° 2012/95 - I.P.V. (1:4) | 22,235 | 22,235 | 0 | 0 | 0 | 0 | 0 | 0 | 0 | 0 | 0 | 0 | 0 |
| Sin Registrar | 1,389 | 1,389 | 0 | 0 | 0 | 0 | 0 | 0 | 0 | 0 | 0 | 0 | 0 |
| TITULOS PROVINCIALES | 41,250 | 11,000 | 2,723 | 11,000 | 2,351 | 11,000 | 1,361 | 8,250 | 371 | 0 | 0 | 0 | 0 |
| Bono Albatros Serie A | 41,250 | 11,000 | 2,723 | 11,000 | 2,351 | 11,000 | 1,361 | 8,250 | 371 | 0 | 0 | 0 | 0 |
| PRIVATIZACION BANCO PROVINCIAL | 0 | 0 | 0 | 0 | 0 | 0 | 0 | 0 | 0 | 0 | 0 | 0 | 0 |
| OTRAS DEUDAS | 18300 | 18300 | 0 | 0 | 0 | 0 | 0 | 0 | 0 | 0 | 0 | 0 | 0 |
| Tasa de Justicia | 18300 | 18300 | 0 | 0 | 0 | 0 | 0 | 0 | 0 | 0 | 0 | 0 | 0 |
| TOTAL | 442,815 | 339,930 | 12,369 | 34,282 | 10,231 | 17,709 | 6,692 | 14,279 | 5,272 | 5,323 | 4,079 | 30,920 | 9,847 |


Nota

(1) No se tienen datos precisos respecto de las amortizaciones e intereses a pagar, la deuda se informa según los desembolsos recibidos, dependiendo de la fecha del último de éstos al inicio de la amort. mientras que los intereses son informados semestralmente.

(2) Se reportan datos a 31/12/99 dado que no se contó con sistema contable desde el 01/01/00 al 01/03/00.

(3) El saldo incluye la amort. e interés de las letras de oct./99, nov./99 y ene./00 no abonadas.

(4) Deuda sujeta a verificación según Dec. 198/00



EVOLUCION DE LA DEUDA


| CONCEPTO | STOCK AL INICIO DEL MES Feb-00 | INCREMENTOS | | | DISMINUCIONES | | | STOCK AL FINAL DEL MES Feb-00 |
|--|-----------------------------------|-------------|----------------|--------|---------------|----------------|-------|----------------------------------|
| | | PRESUPUEST. | NO PRESUPUEST. | TOTAL | PRESUPUEST. | NO PRESUPUEST. | TOTAL | |
| GOBIERNO NACIONAL | 0 | 0 | 0 | 0 | 0 | 0 | 0 | 0 |
| PRESTAMOS DEL SECTOR PRIVADO | 112,473 | 0 | 40,000 | 40,000 | 1,834 | 77 | 1,911 | 150,563 |
| ENTIDADES BANCARIAS Y FINANCIERAS | 112,473 | 0 | 40,000 | 40,000 | 1,834 | 77 | 1,911 | 150,563 |
| Bco. Crédito | 2,609 | 0 | 0 | 0 | 306 | 0 | 306 | 2,303 |
| Bco. Valores | 5,319 | 0 | 0 | 0 | 198 | 0 | 198 | 5,121 |
| Bco. ABN | 4,780 | 0 | 0 | 0 | 273 | 0 | 273 | 4,507 |
| Bco. Quilmes (1) | 8,855 | 0 | 0 | 0 | 1,057 | 77 | 1,134 | 7,721 |
| Bco. Nación | 20,000 | 0 | 0 | 0 | 0 | 0 | 0 | 20,000 |
| Bco. de la Nación Argentina - Fondo Fiduciario | 0 | 0 | 40,000 | 40,000 | 0 | 0 | 0 | 40,000 |
| Bco. TDF C/C 1/710009/6 | 64,200 | 0 | 0 | 0 | 0 | 0 | 0 | 64,200 |
| Bco. TDF C/C 1/71040/9 - Progr. Tit.Pciales. | 1,362 | 0 | 0 | 0 | 0 | 0 | 0 | 1,362 |
| Bco. TDF - Descuento Documentos | 5,349 | 0 | 0 | 0 | 0 | 0 | 0 | 5,349 |
| PRESTAMOS DEL SECTOR EXTERNO | 12,207 | 0 | 139 | 139 | 0 | 0 | 0 | 12,346 |
| ORGANISMOS INTERNACIONALES | 12,207 | 0 | 139 | 139 | 0 | 0 | 0 | 12,346 |
| BID - SVOA | 1,816 | 0 | 0 | 0 | 0 | 0 | 0 | 1,816 |
| BIRF | | | | | | | | |
| 3280 Provincia | 608 | 0 | 0 | 0 | 0 | 0 | 0 | 608 |
| 3877 Provincia | 0 | 0 | 0 | 0 | 0 | 0 | 0 | 0 |
| 3860 Municipios | 3,806 | 0 | 139 | 139 | 0 | 0 | 0 | 3,945 |
| BID | | | | | | | | |
| 619 Provincia | 191 | 0 | 0 | 0 | 0 | 0 | 0 | 191 |
| 845 PRISE | 5,786 | 0 | 0 | 0 | 0 | 0 | 0 | 5,786 |
| 940 Mej. De Barrios | 0 | 0 | 0 | 0 | 0 | 0 | 0 | 0 |
| TITULOS PUBLICOS | 41,250 | 0 | 0 | 0 | 0 | 0 | 0 | 41,250 |
| Bono Albatros Serie A | 41,250 | 0 | 0 | 0 | 0 | 0 | 0 | 41,250 |
| OTROS PASIVOS | 222,006 | 23,919 | 0 | 23,919 | 6,277 | 992 | 7,269 | 238,656 |
| DEUDA CONSOLIDADA | 74,653 | 0 | 0 | 0 | 0 | 0 | 0 | 74,653 |
| LE.TE. (3) | 2,873 | 0 | 0 | 0 | 0 | 0 | 0 | 2,873 |
| Convenio N°2818 (Ley Provincial N° 258) I.P.P.S. | 15,649 | 0 | 0 | 0 | 0 | 0 | 0 | 15,649 |
| Convenio N°2947/97 Bco. T.D.F. | 9,910 | 0 | 0 | 0 | 0 | 0 | 0 | 9,910 |
| Convenio N°3796/99 Bco. T.D.F. | 17,252 | 0 | 0 | 0 | 0 | 0 | 0 | 17,252 |
| Convenio N°1124/97 I.S.S.P. | 761 | 0 | 0 | 0 | 0 | 0 | 0 | 761 |
| Convenio N°2361/96 -Iglis Consur | 1,230 | 0 | 0 | 0 | 0 | 0 | 0 | 1,230 |
| Convenio N°3380/98 I.P.V. | 2,050 | 0 | 0 | 0 | 0 | 0 | 0 | 2,050 |
| Con D.P.E. Nota N°216/98 C.G. | 1,278 | 0 | 0 | 0 | 0 | 0 | 0 | 1,278 |
| Caja Comp. Policia (sin convenio) | 36 | 0 | 0 | 0 | 0 | 0 | 0 | 36 |
| Convenio N° 2012/95 - I.P.V. (14) | 22,235 | 0 | 0 | 0 | 0 | 0 | 0 | 22,235 |
| Sin Registrar | 1,389 | 0 | 0 | 0 | 0 | 0 | 0 | 1,389 |
| DEUDA FLOTANTE | 129,043 | 23,919 | 0 | 23,919 | 6,277 | 992 | 7,269 | 146,693 |
| Ordenes de Pago Impagas | 0 | 20,044 | 0 | 20,044 | 6,277 | 0 | 6,277 | 13,767 |
| Deuda con Municipios | 0 | 3,875 | 0 | 3,875 | 0 | 0 | 0 | 3,875 |
| Obligaciones del Tesoro | 50,835 | 0 | 0 | 0 | 0 | 0 | 0 | 50,835 |
| Oblig.del Tesoro s/Ras.MEOySP 2064/97 | 4,336 | 0 | 0 | 0 | 0 | 0 | 0 | 4,336 |
| XT - Transferencias Extrapresupuestarias | 8,351 | 0 | 0 | 0 | 0 | 992 | 992 | 7,359 |
| Otras Deudas (2) | 27,850 | 0 | 0 | 0 | 0 | 0 | 0 | 27,850 |
| Deuda sin Registrar (2) | 37,671 | 0 | 0 | 0 | 0 | 0 | 0 | 37,671 |
| PRIVATIZACION BANCO PROVINCIAL | 0 | 0 | 0 | 0 | 0 | 0 | 0 | 0 |
| OTRAS DEUDAS | 18,300 | 0 | 0 | 0 | 0 | 0 | 0 | 18,300 |
| Tasa de Justicia | 18,300 | 0 | 0 | 0 | 0 | 0 | 0 | 18,300 |

Nota

(1) Se considera una disminución no presupuestada por un ajuste del saldo de capital de acuerdo a rectificativa del mes de abril/99 remite el 17/03/00 por el Scotiabank Quilmes.

(2) Deuda sujeta a verificación según Dec. 198/00.

(3) En el saldo al inicio del mes se incluye amort. e interés de las letras de oct./99, nov./99 y enr./00 no abonadas al 29/02/00.



PROVINCIA DE TIERRA DEL FUEGO, ANTARTIDA E ISLAS DEL ATLANTICO SUR (PROVISORIO)

- en miles de pesos -

CESION MENSUAL DE LA COPARTICIPACION


En porcentajes

| PRESTAMISTA | MONTO ORIGINAL | AÑO 2000 | | | | | | | | | | |
|--|----------------|---------------|---------------|-------|-------|------|-------|-------|--------|------------|---------|-----------|
| | | ENERO | FEBRERO | MARZO | ABRIL | MAYO | JUNIO | JULIO | AGOSTO | SEPTIEMBRE | OCTUBRE | NOVIEMBRE |
| Bono Albatros Serie A | 55,000 | 0.00% | 0.00% | | | | | | | | | |
| SUB TOTAL TITULOS PUBLICOS | 55,000 | 0.00% | 0.00% | | | | | | | | | |
| BID - SVOA | 3,270 | 0.00% | 0.00% | | | | | | | | | |
| BIRF | | | | | | | | | | | | |
| 3280 Provincia | 962 | 0.00% | 0.00% | | | | | | | | | |
| 3877 Provincia | 0 | 0.00% | 0.00% | | | | | | | | | |
| 3860 Municipios | 3,945 | 0.00% | 0.00% | | | | | | | | | |
| BID | | | | | | | | | | | | |
| 619 Provincia | 191 | 0.00% | 0.00% | | | | | | | | | |
| 845 PRISE | 5,786 | 0.00% | 0.00% | | | | | | | | | |
| 940 Mej. De Barrios | 0 | 0.00% | 0.00% | | | | | | | | | |
| SUBTOTAL ORGAN. INTERNAC. | 14,154 | 0.00% | 0.00% | | | | | | | | | |
| SUB TOTAL GOB. NACIONAL | 0 | 0.00% | 0.00% | | | | | | | | | |
| Bco. Crédito | 10,000 | 3.61% | 3.61% | | | | | | | | | |
| Bco. Valores | 10,000 | 2.47% | 2.62% | | | | | | | | | |
| Bco. ABN | 9,999 | 3.34% | 3.34% | | | | | | | | | |
| Bco. Quilmes | 20,001 | 12.04% | 12.84% | | | | | | | | | |
| Bco. Nación | 20,000 | 2.36% | 2.22% | | | | | | | | | |
| Bco. de la Nación Argentina - Fondo Fiduciario | 40,000 | | | | | | | | | | | |
| Bco. TDF C/C 1/710009/6 | 64,200 | 0.00% | 0.00% | | | | | | | | | |
| Bco. TDF C/C 1/71040/9 - Progr.Tít.Pciales. | 1,362 | 0.00% | 0.00% | | | | | | | | | |
| Bco. TDF - Descuento Documentos | 5,349 | 0.00% | 0.00% | | | | | | | | | |
| SUB TOTAL BANCOS | 180,911 | 23.81% | 24.62% | | | | | | | | | |
| TOTAL | 250,065 | 23.81% | 24.62% | | | | | | | | | |

Notas:

Se considera la afectación real.

WJ



PROVINCIA DE TIERRA DEL FUEGO
ADMINISTRACION PROVINCIAL
PLANTA DE PERSONAL OCUPADA

Mes de: FEBRERO de 2000

Planilla Nº 12

| ESCALAFONES | PLANTA DE PERSONAL OCUPADA | | |
|---|----------------------------|--------------|--------------|
| | TOTAL | Permanente | Temporario |
| 1 JUSTICIA | 257 | 257 | |
| 2 SEGURIDAD | 0 | | |
| 3 SALUD (Húmedos) | 1,018 | 1,018 | |
| 4 VIAL | 87 | 86 | 1 |
| 5 GENERAL (Secos, Sat, Aeronáutica y Retiro Voluntario) | 1,838 | 1,838 | |
| 6 LEGISLATIVO | 0 | | |
| 7 AUTORIDADES SUPERIORES | 42 | 42 | |
| 8 RESTO | 376 | 372 | 4 |
| 9 SUBTOTAL [suma (1) al (8)] | 3,618 | 3,613 | 5 |
| DOCENTES | | | |
| 10 Titulares e Interinos (Cargos) Primaria y Secundaria | 1,313 | 641 | 672 |
| 11 Suplentes (Cargos) Primaria y Secundaria | 1,165 | | 1,165 |
| 12 Horas (en horas) Docentes Primarios | 18,452 | 4,103 | 14,349 |
| 13 Cátedras (en Cargos) 12/30 Docentes Secundarios | 2,708 | 294 | 2,414 |
| 14 Total [suma (10) al (13)] | 5,186 | 935 | 4,251 |
| 15 TOTAL [(9) + (14)] | 8,804 | 4,548 | 4,256 |
| Personal Transferido | 0 | | |
| TOTAL | 8,804 | 4,548 | 4,256 |

Mes de: FEBRERO de 2000

| | | | |
|---------------------|-----|-----|---|
| I. P. Vivienda | 202 | 199 | 3 |
| InFueTur | 0 | | |
| D. P. Puertos | 26 | 26 | |
| D. P. Energía | 87 | 86 | 1 |
| D.P.O.S.S. | 0 | | |
| I. P. R. A. | 0 | | |
| Tribunal de Cuentas | 49 | 49 | 0 |
| Fiscalía | 12 | 12 | |


PROVINCIA DE TIERRA DEL FUEGO
ADMINISTRACION PROVINCIAL
NOMINA DE PERSONAL: DEVENGADA

Mes de: FEBRERO de 2000

En Pesos

Planilla Nº 13

| ESCALAFONES | Aportes Patronales (1) | Remuneraciones (2) | Adicionales (3) | Sub Total (4)=(1)+(2)+(3) | Asignaciones Familiares (5) | Total (6)=(4)+(5) | Aportes Personales (7) | Sueldo Líquido (8)=(6)-(1)-(7) |
|---|------------------------|--------------------|-----------------|---------------------------|-----------------------------|-------------------|------------------------|--------------------------------|
| 1 JUSTICIA | 118,119.42 | 897,829.72 | 31,363.95 | 1,047,313.09 | 159,734.50 | 1,207,047.59 | 236,054.90 | 852,873.27 |
| 2 SEGURIDAD | 270,976.52 | 1,456,584.97 | 289,575.83 | 2,017,137.32 | 621,061.67 | 2,638,198.99 | 464,067.10 | 1,903,155.37 |
| 3 SALUD (Húmedos) | 273,739.79 | 2,009,109.19 | 8,925.00 | 2,291,773.98 | 718,051.30 | 3,009,825.28 | 325,858.29 | 2,410,227.20 |
| 4 VIAL | 20,947.00 | 147,017.00 | 8,153.00 | 176,117.00 | 90,082.00 | 266,199.00 | 46,042.00 | 199,210.00 |
| 5 GENERAL (Secos, Sat, Aeron. y Retiro Voluntario) | 322,976.87 | 2,263,824.62 | 21,022.66 | 2,607,824.15 | 1,202,204.90 | 3,810,029.05 | 404,011.38 | 3,083,040.80 |
| 6 LEGISLATIVO | 58,546.11 | 358,653.83 | 76,065.15 | 493,265.09 | 104,254.00 | 493,265.09 | 69,254.03 | 365,464.95 |
| 7 AUTORIDADES SUPERIORES | 13,199.07 | 219,986.92 | 0.00 | 233,185.99 | 8,834.00 | 242,019.99 | 35,305.68 | 193,515.24 |
| 8 RESTO | 83,331.63 | 246,865.01 | 350,209.35 | 680,405.99 | 115,325.46 | 795,731.45 | 154,610.91 | 557,788.91 |
| 9 SUBTOTAL [suma (1) al (8)] | 1,161,836.41 | 7,599,871.26 | 785,314.94 | 9,547,022.61 | 3,019,547.83 | 12,566,570.44 | 1,735,204.29 | 9,669,529.74 |
| DOCENTES | | | | | | | | |
| 10 Titulares e Interinos (Cargos) Primaria y Secundaria | 169,335.68 | 1,211,676.27 | 30,318.99 | 1,411,330.94 | 449,477.43 | 1,860,808.37 | 201,940.89 | 1,489,531.80 |
| 11 Suplentes (Cargos) Primaria y Secundaria | 114,882.48 | 834,030.03 | 9,113.02 | 958,025.53 | 199,341.96 | 1,157,367.49 | 137,310.69 | 905,174.32 |
| 12 Horas (en horas) Docentes Primarios | 30,177.98 | 220,232.18 | 59.30 | 250,469.46 | 58,995.47 | 309,464.93 | 36,167.08 | 243,119.87 |
| 13 Cátedras (en Cargos) 12/30 Docentes Secundarios | 165,897.66 | 1,212,560.01 | 3,158.98 | 1,381,616.65 | 178,985.89 | 1,560,602.54 | 196,645.73 | 1,198,059.15 |
| 14 Total [suma (10) al (13)] | 480,293.80 | 3,478,498.49 | 42,650.29 | 4,001,442.58 | 886,800.75 | 4,888,243.33 | 572,064.39 | 3,835,885.14 |
| 15 TOTAL [(9) + (14)] | 1,642,130.21 | 11,078,369.75 | 827,965.23 | 13,548,465.19 | 3,906,348.58 | 17,454,813.77 | 2,307,268.68 | 13,505,414.88 |
| Personal Transferido | | | | 0.00 | | 0.00 | | 0.00 |
| T O T A L | 1,642,130.21 | 11,078,369.75 | 827,965.23 | 13,548,465.19 | 3,906,348.58 | 17,454,813.77 | 2,307,268.68 | 13,505,414.88 |



SUELDOS VIGENTES / ESCALAFON GENERAL


"SECOS"

Planilla N° 14.1

EN PESOS

| CONCEPTO / CATEGORIA | MES DE | | | |
|---|---------------|---------------|---------------|-----------------|
| | CATEGORIA I | CATEGORIA II | CATEGORIA III | CATEGORIA IV |
| A) TOTAL DE ASIGNAC. DE LA CATEG. | | | | |
| 1) Sueldo Basico | 135.00 | 148.00 | 193.00 | 338.00 |
| 2) Adicionales relativos al Cargo | | | | |
| 2.1 Dedicación Funcional | | | | 241.00 |
| 2.2 Adicional por Reestructuras | | | | |
| 3.3 Suma Fija No Rem. No Bonif. | | | | |
| B) TOTAL ADICIONAL PERSONALES | | | | |
| 1 Antigüedad (x) 2% plano s/basico | | | | |
| 2 Titulo(x) 7.5%, 17.5%, 25% s/basico | | | | |
| 3 Zona 100% | 135.00 | 148.00 | 193.00 | 338.00 |
| 4 Presentismo | 90.00 | 90.00 | 90.00 | 120.00 |
| 5 Bonificación | 338.80 | 342.80 | 297.60 | 320.00 |
| C) TOTAL SUELDO BRUTO | 698.80 | 728.80 | 773.60 | 1,357.00 |
| D) APORTES PATRONALES 17% del Punto C) | 118.80 | 123.90 | 131.51 | 230.69 |
| E) SUELDO NETO (C-D) | 580.00 | 604.90 | 642.09 | 1,126.31 |

NOTA: (X) Metodología de calculo



Dante Antonio Asili
DANTE ANTONIO ASILI
 Director General de Haberes
 M.E.O. y S.P.

SUELDOS VIGENTES / ESCALAFON SEGURIDAD

En pesos

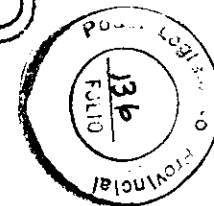
| CONCEPTO | MENSUAL | | | |
|-----------------------------------|---------------------|--------------------|----------|----------|
| | COMISARIO INSPECTOR | OFICIALE INSPECTOR | CABO | AGENTE |
| A) TOTAL DE ASIGNAC. DE LA CATEG. | | | | |
| 1) Sueldo Básico | 278,33 | 131,03 | 98,03 | 96,83 |
| 2) Adicionales relativos al Cargo | | | | |
| 2.1 Responsabilidad Funcional | -0- | -0- | -0- | -0- |
| 2.2 Riesgo Profesional | 115,22 | 115,22 | 115,22 | 115,22 |
| 2.3 Dedicación Especial | 312,90 | 165,60 | 132,60 | 131,40 |
| 2.4 Bonificación Complementaria | 649,45 | 305,75 | 228,75 | 225,95 |
| 2.5 Dedicación Exclusiva | -0- | -0- | -0- | -0- |
| 2.6 Bonif. Recargo de Servicio | -0- | -0- | -0- | -0- |
| B) TOTAL ADICIONALES PERSONALES | | | | |
| CANTIDAD AÑOS | (19) | (11) | (6) | (2) |
| 1) Antigüedad | 515,24 | 157,87 | 68,95 | 22,78 |
| 2) Zona | 1.871,14 | 875,47 | 643,55 | 592,18 |
| 3) Asignación Tiempo Mínimo | -0- | -0- | -0- | -0- |
| 4) Vivienda | -0- | -0- | -0- | -0- |
| 5) Adicional por Función Especial | 309,00 | 76,00 | 29,00 | 28,00 |
| 6) * | 378,50 | 309,14 | 204,44 | 197,70 |
| C) TOTAL SUELDO BRUTO | 4.429,78 | 2.136,08 | 1.520,54 | 1.410,06 |
| D) APORTES PERSONALES | 749,01 | 341,67 | 257,26 | 238,55 |
| E) SUELDO NETO (C-D) | 3.680,77 | 1.794,41 | 1.263,28 | 1.171,51 |

* COMISARIO INSPECTOR
INSPECTOR
CABO
AGENTE

SUPLEMENTO ALTA COMPLEJIDAD.-
SUPLEMENTO RESPONSABILIDAD POR CARGO O FUNCION.-
SUPLEMENTO MAYOR DEDICACION.-
SUPLEMENTO SERVICIO CONSTANTE IMPREVISIBILIDAD.-



Comisario Inspector
Policia Provinc...



EN PESOS

| CONCEPTO / CATEGORIA | MES DE FEBRERO | | | |
|--|------------------|----------|----------------|-----------|
| | DOCENTE | | SECUNDARIO | |
| | PRIMARIO | | Horas Catedras | Preceptor |
| | Maestro de Grado | Director | | |
| A) TOTAL DE ASIGNAC. DE LA CATEG. | | | | |
| 1) Sueldo Basico | 153.75 | 233.79 | 10.28 | 138.44 |
| 2) Adicionales relativos al Cargo | | | | |
| 2.1 Suma Fija Rem. No Bonif. | 135.00 | 189.00 | 9.03 | 121.55 |
| 2.2 Funcion Docente | 46.13 | 70.14 | 3.08 | 41.53 |
| B) TOTAL ADICIONAL PERSONALES | | | | |
| 1 Antigüedad (X) | | | | |
| 2 Zona 100% | 348.55 | 350.69 | 15.42 | 207.66 |
| 3 Presentismo | 148.68 | 46.76 | 2.06 | 27.69 |
| C) TOTAL SUELDO BRUTO | 832.10 | 890.37 | 39.87 | 536.87 |
| D) APORTES PATRONALES 17% del Punto C) | 141.46 | 151.36 | 6.78 | 91.27 |
| E) SUELDO NETO (C-D) | 690.65 | 739.01 | 33.09 | 445.60 |


NOTA: se calcula s/% tabla



DANTE ANTONIO ASILI
 Director General de Haberes
 M.E.O.yS.P.



EN PESOS

| CONCEPTO / CATEGORIA | MES DE Feb-00 | | | |
|--|---------------|-------------------------|------------------|------------------|
| | SALUD | | | |
| | ENFERMERA | ENFERMERA ESPECIALIZADA | MEDICO ASISTENTE | JEFE DE SERVICIO |
| A) TOTAL DE ASIGNAC. DE LA CATEG. | 15 P.A.Y.T. | 19 P.A.Y.T. | 21 P.A.Y.T. | 21 P.A.Y.T. |
| 1) Sueldo Basico | 140.00 | 193.00 | 220.00 | 220.00 |
| 2) Adicionales relativos al Cargo | | | | |
| 2.1 Cargo Unico | | | | |
| B) TOTAL ADICIONAL PERSONALES | | | | |
| 1 Antigüedad = (\$) 2% *(4) + 50% de (7) | | | | |
| 2 Titulo (\$) 7,5 %17,5%25% S/(1) | | | | |
| 3 Dedicación Exclusiva (\$) 188%)S/T.ESC | | | | |
| 4 Bonificación | 248.07 | 220.83 | 162.38 | 162.38 |
| 5 Presentismo | 90.00 | 90.00 | 120.00 | 120.00 |
| 6 ZONA = 100% de | 140.00 | 193.00 | 220.00 | 220.00 |
| 7 REFRIGERIO | 6.77 | 6.77 | 6.77 | 6.77 |
| 8 ADICIONAL FUNCION JERARQUICA | | | | 553.77 |
| C) TOTAL SUELDO BRUTO | 624.84 | 703.60 | 729.15 | 1282.92 |
| D) APORTES PATRONALES | 106.22 | 119.61 | 123.96 | 218.10 |
| E) SUELDO NETO (C-D) | 518.62 | 583.99 | 605.19 | 1064.82 |


 DANTE ANTONIO SALI
 Director General de Haberes
 M.E.O.yS.P.



SUELDOS VIGENTES / ESCALAFON JUSTICIA

En pesos

| CONCEPTO/CATEGORIA | MES DE FEBRERO | | | |
|-------------------------------------|--------------------|-----------------------|--------------------|---------------------|
| | JUSTICIA | | | |
| | MINISTRO S.T.J. | JUEZ 1ra INSTANCIA | OFICIAL PRIMERO | AUXILIAR PRIMERO |
| A) TOTAL DE ASIGNAC.DE LA CATEGORIA | | | | |
| 1)SUELDO BASICO | \$8.437,00 | \$5.906,00 | \$2.750,00 | \$1.640,00 |
| 2)ADICIONALES RELATIVOS AL CARGO | | | | |
| 2.1. DEDICACION FUNCIONAL ** | | | | |
| 2.2. DEDICACION EXCLUSIVA | | | | |
| 2.3. COMPENSAC.JERARQUICA | | | | |
| B) TOTAL ADICIONALES PERSONALES | | | | |
| 1) ANTIGUEDAD (1) | \$5.069,23 | \$2.279,09 | \$851,30 | \$224,13 |
| 2) TITULO | | | \$83,70 | |
| C)TOTAL SUELDO BRUTO | \$13.506,23 | \$8.185,09 | \$3.685,00 | \$1.864,13 |
| D)APORTES PERSONALES(2) | \$-2.014,62 | \$-1.295,97 | \$-617,15 | \$-282,35 |
| E)SUELDO NETO (C-D) | \$11.491,61 | \$6.889,12 | \$3.067,85 | \$1.581,78 |

MAGISTR. Y FUNC.: ANTIG. 1.75%/SUELDO BASICO POR C/AÑO RECONOCIDO; RESTO DEL PERSONAL 2 %.-

ADMINISTRATIVOS: CON TITULO ABOGADO: 10% DEL SUELDO BASICO.

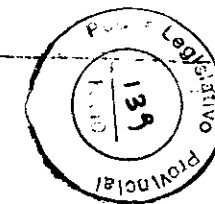
ORDENANZAS: CON TITULO SECUNDARIO: 5% DEL S. BASICO.

TITULO TERCARIO: AFÍN CON LA TAREA QUE DESEMPEÑA, 7% DEL S. BASICO.

(1) y (2): Montos promedio de cada categoria

JOSE LUIS BOCCHERO
Director de Adm. y Personal
Superior Tribunal de Justicia

Juan Carlos Ciarrrocca
Subdirector de Adm. y Personal
Superior Tribunal de Justicia






PROVINCIA DE TIERRA DEL FUEGO
PLANILLA 14.1: SUELDOS VIGENTES / ESCALAFÓN GENERAL
al 29/02/2000

| CONCEPTO \ CATEGORÍA | GENERAL | | | | | |
|---|--------------|--------------|--------------|--------------|--------------|--------------|
| | CATEGORÍA 15 | CATEGORÍA 17 | CATEGORÍA 19 | CATEGORÍA 21 | CATEGORÍA 22 | CATEGORÍA 23 |
| A- TOTAL DE ASIGNACIONES DE LA CATEGORÍA | | | | | | |
| 1- Sueldo Básico | 129 | 144 | 169 | 217 | 350 | 455 |
| 2- Adicionales Relativos al Cargo | | | | | | |
| 2,1 Dedicación Funcional | | | | | | |
| 2,2 Adicional por Reestructuración | 147 | 151 | 158 | 147 | 147 | 151 |
| 2,3 Suma Fija Remunerativa No Bonificada | 356 | 323 | 298 | 330 | 320 | 230 |
| B- TOTAL ADICIONALES PERSONALES | | | | | | |
| 1- Antigüedad | | | | | | |
| 2- Título | | | | | | |
| 3- Zona | 276 | 295 | 326 | 364 | 497 | 606 |
| 4- Presentismo | 181 | 181 | 181 | 241 | 241 | 241 |
| C- TOTAL SUELDO BRUTO | 1,089 | 1,093 | 1,131 | 1,299 | 1,555 | 1,682 |
| D- APORTES PERSONALES | 174 | 175 | 181 | 208 | 249 | 269 |
| E- SUELDO NETO (C-D) | 915 | 918 | 950 | 1,091 | 1,306 | 1,413 |

CP CLAUDIO L. LIEBERBERG, Gobernador, Georginas y Sandwich del Sur y los Hielos Continentales son y serán Argentinos.
Provincia de Tierra del Fuego, Antártida e Islas del Atlántico Sur
DIRECCION PROVINCIAL DE VIALIDAD




SUELDOS VIGENTES / ESCALAFON


"AUTORIDADES SUPERIORES"


Planilla N° 14.8

EN PESOS


| CONCEPTO / CATEGORIA | MES DE | | |
|-----------------------------------|------------------------|-----------------------|------------------|
| | Feb-00 | | |
| | AUTORIDADES SUPERIORES | | |
| | SUBSECRETARIO | SECRETARIO GOBERNADOR | DIRECTOR GENERAL |
| A) TOTAL DE ASIGNAC. DE LA CATEG. | | | |
| 1) Sueldo Basico | 4200,00 | 4300,00 | 1342,00 |
| 2) Adicionales relativos al Cargo | | | |
| 2.1 Gastos de Representación | | | |
| 2.2 Función Jerárquica | | | 1205,00 |
| B) TOTAL ADICIONAL PERSONALES | | | |
| 1 Antigüedad = 2%*años S/basico | NO | NO | |
| 2 Título = 7,5%17,5%25% | NO | NO | |
| 3 Responsabilidad Profesional | NO | NO | NO |
| C) TOTAL SUELDO BRUTO | 4200,00 | 4300,00 | 2547,00 |
| D) APORTES PATRONALES | 714,00 | 731,00 | 432,99 |
| E) SUELDO NETO (C-D) | 3486,00 | 3569,00 | 2114,01 |


 DANTE ANTONIO ARIZ
 Director General de Haberes
 M.E.O.yS.P.



ESTADO DE MOVIMIENTOS DEL TESORO
CUENTA CORRIENTE N° 1710412/8

| CONCEPTO | Tesorería General | Tesorerías Jurisdiccionales | Organismos Descentralizados | TOTAL |
|--|-------------------|-----------------------------|-----------------------------|---------------|
| I Saldos Iniciales al 01/01/2000 839.327,14 | | | | |
| La Fondos disponibles provinciales | | | | |
| I.a.1. Caja | 0.00 | | | 0.00 |
| I.a.2. Bancos Cta. Cte. | 839,327.14 | | | 839,327.14 |
| I.b Fondos de Terceros | | | | |
| II Ingresos | | | | |
| II.a Presupuestarios | | | | |
| II.a.1. Tributarios de Origen Nacional | 23,312,689.48 | | | 23,312,689.48 |
| II.a.2. Tributarios de Origen Provincial | 3,881,907.64 | | | 3,881,907.64 |
| II.a.3. Otros | 205,988.68 | | | 205,988.68 |
| II.b No Presupuestarios | | | | |
| II.b.1. Fondos de Terceros | 789,035.00 | | | 789,035.00 |
| II.b.2. Otros | 0.00 | | | 0.00 |
| III Egresos | | | | |
| III.a Presupuestarios | | | | |
| III.a.1. Remuneraciones | 8,499,406.01 | | | 8,499,406.01 |
| III.a.2. Aportes y Contribuciones | 2,300,145.47 | | | 2,300,145.47 |
| III.a.3. Otros | 5,688,329.86 | | | 5,688,329.86 |
| III.b No Presupuestarios | | | | |
| III.b.1. Fondos de Terceros | 0.00 | | | 0.00 |
| III.b.2. Otros | 4,331,212.38 | | | 4,331,212.38 |
| IV Saldos Finales al 28/01/00 | | | | |
| IV.a Fondos disponibles provinciales | | | | |
| IV.a.1. Caja | 0.00 | | | 0.00 |
| IV.a.2. Bancos | 8,209,854.22 | | | 8,209,854.22 |
| IV.b Fondos de Terceros | | | | |


 ALFREDO MALUPO SOLE
 INSTRUCTOR RECURSOS Y AFECTACIONES
 DE INGRESOS

PROVINCIA DE TIERRA DEL FUEGO, ANTARTIDA E ISLAS DEL ATLANTICO SUR

MES: al 31/01/00

AÑO: 2000

SITUACION DEL TESORO

| CONCEPTO | ADMINISTRACION CENTRAL | ORGANISMOS DESCENTRALIZADOS | TOTAL |
|---|------------------------|-----------------------------|-----------------|
| 1) Valores Activos | | | |
| Caja | | | 8.209.854,22 |
| Bancos | 8.209.854,22 | | |
| Cuentas a Cobrar | | | |
| Organismos Descentralizados | | | |
| Tesorería General de la Provincia | | | |
| Otros | | | |
| 2) Valores Pasivos | | | |
| Remuneraciones al Personal | | | 13.178.472,70 |
| Aportes de Previsión Social | 13.178.472,70 | | |
| Aportes para Obra Social | 1.823.090,54 | | 1.823.090,54 |
| Proveedores | 37.583.425,01 | | 37.583.425,01 |
| Contratistas | | | |
| Municipalidades y Otros Entes Comunales | 1.010.537,45 | | 1.010.537,45 |
| Empresas del Estado Provincial | | | |
| Estado Nacional | | | |
| - Tesorería General de la Nación | | | |
| - Empresas del Estado Nacional | | | |
| - Otros Organismos del Estado Nacional | | | |
| Organismos Descentralizados | 1.500.902,34 | | 1.500.902,34 |
| Tesorería General de la Provincia | | | |
| Instituciones Financieras | | | |
| Otros | 2.872.749,67 | | 2.872.749,67 |
| 3) Diferencia (1-2) | (49.759.323,49) | | (49.759.323,49) |

PREMIER MAURO SOLIS
DIRECCION EJECUTIVA Y AFECTACION
DE INGRESOS

143

PROVINCIA DE TIERRA DEL FUEGO, ANTARTIDA E ISLAS DEL ATLANTICO SUR

- en miles de pesos -

CONDICIONES DE LOS PRESTAMOS Y DE COLOCACIONES DE DEUDA

| PRESTAMISTA | STOCK AL 31/01/00 | Moneda | Monto Original | Garantías | Fecha de la operación | Tasa | Plazo |
|--|----------------------|--------|----------------|------------|-----------------------|-------------------------------|---------------------------------|
| GOBIERNO NACIONAL | 0 | | 0 | | | | |
| ENTIDADES BANCARIAS Y FINANCIERAS | 112,473 | | 140,911 | | | | |
| Bco. Crédito (2) | 2,609 | \$ | 10,000 | COPA.3.6% | 18/10/96 | FFS 30DIAS+6.3% | 66 CUOT.(INCL.12 M.GRACIA) |
| Bco. Valores | 5,319 | U\$S | 10,000 | COPA.6.75% | 4/03/97 | FFUSS 30 A 59 DIAS+5.98% | 60 CUOT.(INCL.12 M.GRACIA) |
| Bco. ABN AMOR BANK N.V. (3) | 4,780 | U\$S | 9,999 | COPA.6% | 26/10/98 | FFUSS 30 DIAS+5.60% | 72 CUOT.(INCL.18 M.GRACIA) |
| Bco. Quilmes | 8,855 | U\$S | 20,001 | COPA.12% | 30/09/97 | FFUSS 30 DIAS+5.60% | 72 CUOTAS |
| Bco. Nación | 20,000 | U\$S | 20,000 | COPA.CUOTA | 29/09/99 | FF USS 30 A 59 DIAS+6.45% O F | 24 CUOT.(INCL.12 M.GRACIA) |
| Bco. TDF C/C 1/710009/6 | 64,200 | \$ | 64,200 | | | | |
| Bco. TDF C/C 1/71040/9 - Progr. Tit.Pciales. | 1,362 | \$ | 1,362 | | | | |
| Bco. TDF - Descuento Documentos | 5,349 | \$ | 5,349 | | | | |
| ORGANISMOS INTERNACIONALES | 12,207 | | 14,016 | | | | |
| BID - SVOA | 1,817 | \$ | 3,270 | COPA.CUOTA | 18/01/90 | SE FIJA EN C/SEMESTRE | 18 CUOTAS SEMESTRALES |
| BIRF | 808 | \$ | 962 | COPA.CUOTA | 23/05/91 | SE FIJA EN C/SEMESTRE | CUOTAS SEMESTRALES |
| 3280 Provincia | 0 | \$ | 0 | COPA.CUOTA | 17/09/96 | SE FIJA EN C/SEMESTRE | CUOTAS SEMESTRALES |
| 3877 Provincia | 0 | \$ | 0 | COPA.CUOTA | 17/09/96 | SE FIJA EN C/SEMESTRE | CUOTAS SEMESTRALES |
| 3860 Municipios | 3,805 | \$ | 3,806 | COPA.CUOTA | 26/08/96 | SE FIJA EN C/SEMESTRE | CUOTAS SEMESTRALES |
| BID | | | | | | | |
| 619 Provincia | 191 | \$ | 191 | COPA.CUOTA | 23/05/91 | SE FIJA EN C/SEMESTRE | CUOTAS SEMESTRALES |
| 845 PRISE | 5,786 | \$ | 5,786 | COPA.CUOTA | 20/01/97 | SE FIJA EN C/SEMESTRE | CUOTAS SEMESTRALES |
| 940 Mej. De Barrios | 0 | \$ | 0 | COPA.CUOTA | 3/08/98 | SE FIJA EN C/SEMESTRE | CUOTAS SEMESTRALES |
| DEUDA FLOTANTE | 129,843 | | 7,258 | | | | |
| Ordenes de Pago Impagas | 0 | | | | | | |
| Obligaciones del Tesoro (1) | 50,835 | \$ | | | | | |
| Obllg.del Tesoro s/Res.MEOySP 2064/97 (1) | 4,336 | \$ | 7,258 | | 18/11/97 | FIJA 9% | 72 CUOTAS MENSUALES |
| XT - Transferencias Extrapresupuestarias (1) | 8,351 | \$ | | | | | |
| Otras Deudas (4) | 27,850 | \$ | | | | | |
| Deuda sin Registrar (4) | 37,671 | \$ | | | | | |
| DEUDA CONSOLIDADA | 2,873 | | 2,873 | | | | |
| L.E.TE. | 2,873 | \$ | 2,873 | | | | |
| TITULOS PROVINCIALES | 41,250 | | 55,000 | | | | |
| Bono Albatros Serie A | 41,250 | U\$S | 55,000 | REGALIAS | 21/10/97 | TASA FIJA U\$S 9% | 20 CUOT.TRIM.(INCL.14 M.GRACIA) |
| PRIVATIZACION BANCO PROVINCIAL | 0 | | 0 | | | | |
| TOTAL | 297,846 | | 220,057 | | | | |

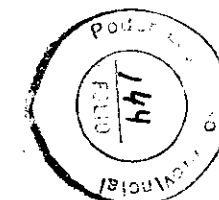
Nota

(1) Se repiten datos al 31/12/99 dado que no se contó con sistema contable desde el 01/01/00 al 01/03/00.

(2) Según contrato el porcentaje de cesión c. de 6,50%, desde el 18/09/99 el banco solicitó sólo la retención del 3,6%.

(3) Según contrato, el porcentaje de retención es del 6%. Pero desde el mes de Dic.99 el banco realiza reintegros a la Provincia, representando la retención definitiva el 3,6% aproximadamente.

(4) Deuda sujeta a verificación según Dec.198/00.-



PROVINCIA DE TIERRA DEL FUEGO, ANTARTIDA E ISLAS DEL ATLANTICO SUR
- en miles de pesos -

Planilla N°


AMORTIZACION Y SERVICIOS DE LA DEUDA

| DETALLE DE LA DEUDA | Stock de deuda al 31/01/00 | AÑO 1 | | AÑO 2 | | AÑO 3 | | AÑO 4 | | AÑO 5 | | RESTO | |
|---|----------------------------------|----------------|--------------|---------------|--------------|---------------|--------------|--------------|------------|--------------|-----------|--------------|-----------|
| | | Amortización | Intereses | Amortización | Intereses | Amortización | Intereses | Amortización | Intereses | Amortización | Intereses | Amortización | Intereses |
| GOBIERNO NACIONAL | 0 | 0 | 0 | 0 | 0 | 0 | 0 | 0 | 0 | 0 | 0 | 0 | 0 |
| ENTIDADES BANCARIAS Y FINANCIERAS | 112,473 | 94,435 | 4,119 | 17,492 | 1,248 | 546 | 12 | 0 | 0 | 0 | 0 | 0 | 0 |
| Bco. Crédito | 2,609 | 2,609 | 141 | 0 | 0 | 0 | 0 | 0 | 0 | 0 | 0 | 0 | 0 |
| Bco. Valores | 5,319 | 2,281 | 542 | 2492 | 262 | 546 | 12 | 0 | 0 | 0 | 0 | 0 | 0 |
| Bco. ABN AMOR BANK N.V. | 4,780 | 4,780 | 216 | 0 | 0 | 0 | 0 | 0 | 0 | 0 | 0 | 0 | 0 |
| Bco. Quilmes | 8,855 | 8,855 | 392 | 0 | 0 | 0 | 0 | 0 | 0 | 0 | 0 | 0 | 0 |
| Bco. Nación | 20,000 | 5,000 | 2,827 | 15000 | 986 | 0 | 0 | 0 | 0 | 0 | 0 | 0 | 0 |
| Bco. TDF C/C 1/710009/6 | 64,200 | 64,200 | 0 | 0 | 0 | 0 | 0 | 0 | 0 | 0 | 0 | 0 | 0 |
| Bco. TDF C/C 1/71040/9 - Progr. Tit. Pciales. | 1,362 | 1,362 | 0 | 0 | 0 | 0 | 0 | 0 | 0 | 0 | 0 | 0 | 0 |
| Bco. TDF - Descuento Documentos | 5,349 | 5,349 | 0 | 0 | 0 | 0 | 0 | 0 | 0 | 0 | 0 | 0 | 0 |
| ORGANISMOS INTERNACIONALES | 12,207 | 871 | 268 | 879 | 192 | 879 | 150 | 879 | 111 | 879 | 75 | 7,818 | 33 |
| BID - SVOA | 1,817 | 363 | 164 | 363 | 129 | 363 | 95 | 363 | 60 | 363 | 26 | 0 | 0 |
| BIRF | | | | | | | | | | | | | |
| 3280 Provincia (1) | 608 | 100 | 23 | 100 | 15 | 100 | 7 | 100 | 3 | 100 | 1 | 108 | 6 |
| 3877 Provincia (1) | 0 | 0 | 3 | 0 | 0 | 0 | 0 | 0 | 0 | 0 | 0 | 0 | 0 |
| 3860 Municipios (1) | 3,805 | 0 | 7 | 0 | 0 | 0 | 0 | 0 | 0 | 0 | 0 | 3,805 | 0 |
| BID | | | | | | | | | | | | | |
| 619 Provincia (1) | 191 | 8 | 8 | 16 | 8 | 16 | 8 | 16 | 8 | 16 | 8 | 119 | 4 |
| 845 PRISE (1) | 5,786 | 400 | 40 | 400 | 40 | 400 | 40 | 400 | 40 | 400 | 40 | 3,786 | 20 |
| 940 Mej. De Barrios (1) | 0 | 0 | 23 | 0 | 0 | 0 | 0 | 0 | 0 | 0 | 0 | 0 | 2 |
| DEUDA FLOTANTE | 129,071 | 125,945 | 459 | 1,210 | 347 | 1,210 | 235 | 706 | 85 | 0 | 0 | 0 | 0 |
| Ordenes de Pago Impagas | 0 | 0 | 0 | 0 | 0 | 0 | 0 | 0 | 0 | 0 | 0 | 0 | 0 |
| Obligaciones del Tesoro (2) | 50,863 | 50,863 | 0 | 0 | 0 | 0 | 0 | 0 | 0 | 0 | 0 | 0 | 0 |
| Oblig. del Tesoro s/Res. MEOySP 2064/97 (2) | 4,336 | 1210 | 459 | 1210 | 347 | 1210 | 235 | 706 | 85 | 0 | 0 | 0 | 0 |
| XT - Transferencias Extrapresupuestarias (2) | 8,351 | 8,351 | 0 | 0 | 0 | 0 | 0 | 0 | 0 | 0 | 0 | 0 | 0 |
| Otras Deudas (4) | 27,850 | 27,850 | 0 | 0 | 0 | 0 | 0 | 0 | 0 | 0 | 0 | 0 | 0 |
| Deuda sin Registrar (4) | 37,671 | 37,671 | 0 | 0 | 0 | 0 | 0 | 0 | 0 | 0 | 0 | 0 | 0 |
| DEUDA CONSOLIDADA | 2,873 | 2,873 | 0 | 0 | 0 | 0 | 0 | 0 | 0 | 0 | 0 | 0 | 0 |
| LE.TE. (3) | 2,873 | 2873 | 0 | 0 | 0 | 0 | 0 | 0 | 0 | 0 | 0 | 0 | 0 |
| TITULOS PROVINCIALES | 41,250 | 11,000 | 3,032 | 11,000 | 2,351 | 11,000 | 1,381 | 8,250 | 371 | 0 | 0 | 0 | 0 |
| Bono Albatros Serie A | 41,250 | 11,000 | 3,032 | 11,000 | 2,351 | 11,000 | 1,381 | 8,250 | 371 | 0 | 0 | 0 | 0 |
| PRIVATIZACION BANCO PROVINCIAL | 0 | 0 | 0 | 0 | 0 | 0 | 0 | 0 | 0 | 0 | 0 | 0 | 0 |
| TOTAL | 297,975 | 235,125 | 7,876 | 30,581 | 4,138 | 13,635 | 1,758 | 9,835 | 567 | 879 | 75 | 7,818 | 33 |

Nota

- (1) No se tienen datos precisos respecto de las amortizaciones e intereses a pagar, la deuda se informa según los desembolsos recibidos, dependiendo de la fecha del último de éstos el inicio de la amort. mientras que los intereses son informados semestralmente.
 (2) Se reportan datos a 31/12/99 dado que no se contó con sistema contable desde el 01/01/00 al 01/03/00.
 (3) El saldo incluye la amort. e interés de las letras de oct./99, nov./99 y ene./00 no abonadas.
 (4) Deuda sujeta a verificación según Dec.198/00.

WJ



PROVINCIA DE TIERRA DEL FUEGO, ANTARTIDA E ISLAS DEL ATLANTICO SUR
- en miles de pesos -

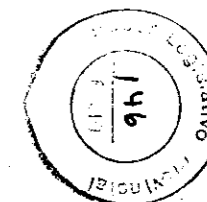
CESION MENSUAL DE LA COPARTICIPACION

En porcentajes

| PRESTAMISTA | MONTO ORIGINAL | AÑO 2000 | | | | | | | | | | | | |
|---|----------------|---------------|---------|-------|-------|------|-------|-------|--------|------------|---------|-----------|-----------|--|
| | | ENERO | FEBRERO | MARZO | ABRIL | MAYO | JUNIO | JULIO | AGOSTO | SEPTIEMBRE | OCTUBRE | NOVIEMBRE | DICIEMBRE | |
| Bono Albatros Serie A | 55,000 | 0.00% | | | | | | | | | | | | |
| SUB TOTAL TITULOS PUBLICOS | 55,000 | 0.00% | | | | | | | | | | | | |
| BID - SVOA | 3,270 | 0.00% | | | | | | | | | | | | |
| BIRF | | | | | | | | | | | | | | |
| 3280 Provincia | 962 | 0.00% | | | | | | | | | | | | |
| 3877 Provincia | 0 | 0.00% | | | | | | | | | | | | |
| 3860 Municipios | 3,806 | 0.00% | | | | | | | | | | | | |
| BID | | | | | | | | | | | | | | |
| 619 Provincia | 191 | 0.00% | | | | | | | | | | | | |
| 845 PRISE | 5,786 | 0.00% | | | | | | | | | | | | |
| 940 Mej. De Barrios | 0 | 0.00% | | | | | | | | | | | | |
| SUBTOTAL ORGAN. INTERNAC. | 14,015 | 0.00% | | | | | | | | | | | | |
| SUB TOTAL GOB. NACIONAL | 0 | 0.00% | | | | | | | | | | | | |
| Bco. Crédito | 10,000 | 3.61% | | | | | | | | | | | | |
| Bco. Valores | 10,000 | 2.47% | | | | | | | | | | | | |
| Bco. ABN AMOR BANK N.V. | 9,999 | 3.34% | | | | | | | | | | | | |
| Bco. Quilmes | 20,001 | 12.04% | | | | | | | | | | | | |
| Bco. Nación | 20,000 | 2.36% | | | | | | | | | | | | |
| Bco. TDF C/C 1/710009/6 | 64,200 | 0.00% | | | | | | | | | | | | |
| Bco. TDF C/C 1/71040/9 - Progr.Tit.Pciales. | 1,362 | 0.00% | | | | | | | | | | | | |
| Bco. TDF - Descuento Documentos | 5,349 | 0.00% | | | | | | | | | | | | |
| SUB TOTAL BANCOS | 140,911 | 23.81% | | | | | | | | | | | | |
| TOTAL | 209,926 | 23.81% | | | | | | | | | | | | |

Notas:

Se considera la afectación real.





**PROVINCIA DE TIERRA DEL FUEGO
ADMINISTRACION PROVINCIAL
PLANTA DE PERSONAL OCUPADA**

Mes de: E N E R O de 2000

Planilla N° 12

| ESCALAFONES | PLANTA DE PERSONAL OCUPADA | | |
|---|----------------------------|--------------|--------------|
| | TOTAL | Permanente | Temporario |
| 1 JUSTICIA | 257 | 257 | |
| 2 SEGURIDAD | 0 | | |
| 3 SALUD (Húmedos) | 1,025 | 1,025 | |
| 4 VIAL | 113 | 105 | 8 |
| 5 GENERAL (Secos, Sat, Aeronáutica y Retiro Voluntario) | 1,824 | 1,824 | |
| 6 LEGISLATIVO | 0 | | |
| 7 AUTORIDADES SUPERIORES | 38 | 38 | |
| 8 RESTO | 373 | 370 | 3 |
| 9 SUBTOTAL [suma (1) al (8)] | 3,630 | 3,619 | 11 |
| DOCENTES | 0 | | |
| 10 Titulares e Interinos (Cargos) Primaria y Secundaria | 1,314 | 642 | 672 |
| 11 Suplentes (Cargos) Primaria y Secundaria | 1,220 | | 1,220 |
| 12 Horas (en horas) Docentes Primarios | 18,479 | 4,103 | 14,376 |
| 13 Cátedras (en Cargos) 12/30 Docentes Secundarios | 2,732 | 294 | 2,438 |
| 14 Total [suma (10) al (13)] | 5,266 | 936 | 4,330 |
| 15 TOTAL [(9) + (14)] | 8,896 | 4,555 | 4,341 |
| Personal Transferido | 0 | | |
| TOTAL | 8,896 | 4,555 | 4,341 |

Mes de: E N E R O de 2000

| | | | |
|---------------------|-----|-----|---|
| I. P. Vivienda | 202 | 199 | 3 |
| InFueTur | 0 | | |
| D. P. Puertos | 24 | 24 | |
| D. P. Energía | 86 | 86 | |
| D.P.O.S.S. | 0 | | |
| I. P. R. A. | 0 | | |
| Tribunal de Cuentas | 49 | 49 | 0 |
| Fiscalía | 12 | 12 | |

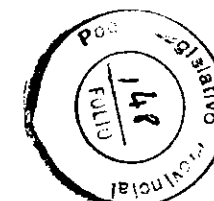
PROVINCIA DE TIERRA DEL FUEGO
ADMINISTRACION PROVINCIAL
NOMINA DE PERSONAL: DEVENGADA

Mes de: E N E R O de 2000

En Pesos

Planilla Nº 13

| ESCALAFONES | Aportes Patronales (1) | Remuneraciones (2) | Adicionales (3) | Sub Total (4)=(1)+(2)+(3) | Asignaciones Familiares (5) | Total (6)=(4)+(5) | Aportes Personales (7) | Sueldo Líquido (8)=(6)-(1)-(7) |
|---|------------------------|--------------------|-----------------|---------------------------|-----------------------------|-------------------|------------------------|--------------------------------|
| 1 JUSTICIA | 118,259.19 | 906,209.70 | 3,286.73 | 1,027,755.62 | 68,757.00 | 1,096,512.62 | 240,006.82 | 738,246.61 |
| 2 SEGURIDAD | 276,477.99 | 1,469,114.49 | 281,739.80 | 2,027,332.28 | 321,125.17 | 2,348,457.45 | 475,098.70 | 1,596,880.76 |
| 3 SALUD (Húmedos) | 279,169.19 | 2,046,081.76 | 9,240.00 | 2,334,490.95 | 297,315.20 | 2,631,806.15 | 331,958.03 | 2,020,678.93 |
| 4 VIAL | 27,875.00 | 178,569.00 | 9,563.00 | 216,007.00 | 38,691.00 | 254,698.00 | 33,234.00 | 193,589.00 |
| 5 GENERAL (Secos, Sat, Aeron. y Retiro Voluntario) | 311,414.30 | 2,271,403.12 | 22,780.31 | 2,605,597.73 | 498,457.80 | 3,104,055.53 | 368,189.26 | 2,424,451.97 |
| 6 LEGISLATIVO | 51,580.45 | 311,864.99 | 72,669.51 | 436,114.95 | 62,700.00 | 436,114.95 | 60,817.61 | 323,716.89 |
| 7 AUTORIDADES SUPERIORES | 2,943.40 | 49,058.00 | | 52,001.40 | 1,125.00 | 53,126.40 | 7,917.46 | 42,265.54 |
| 8 RESTO | 146,170.17 | 466,192.19 | 617,377.40 | 1,229,739.76 | 120,471.30 | 1,350,211.06 | 242,242.06 | 961,798.83 |
| 9 SUBTOTAL [suma (1) al (8)] | 1,213,889.69 | 7,698,493.25 | 1,016,656.75 | 9,929,039.69 | 1,408,642.47 | 11,337,682.16 | 1,759,463.94 | 8,364,328.53 |
| DOCENTES | | | | | | | | |
| 10 Titulares e Interinos (Cargos) Primaria y Secundaria | 177,704.16 | 1,272,836.01 | 30,187.66 | 1,480,727.83 | 189,001.52 | 1,669,729.35 | 211,457.39 | 1,280,567.80 |
| 11 Suplentes (Cargos) Primaria y Secundaria | 126,523.45 | 916,764.88 | 9,920.27 | 1,053,208.60 | 103,047.15 | 1,156,255.75 | 150,658.93 | 879,073.37 |
| 12 Horas (en horas) Docentes Primarios | 32,807.73 | 238,217.23 | 59.30 | 271,084.26 | 29,555.29 | 300,639.55 | 39,093.71 | 228,738.11 |
| 13 Cátedras (en Cargos) 12/30 Docentes Secundarios | 179,140.75 | 1,312,555.60 | 3,158.98 | 1,494,855.33 | 86,714.96 | 1,581,570.29 | 213,484.18 | 1,188,945.36 |
| 14 Total [suma (10) al (13)] | 516,176.09 | 3,740,373.72 | 43,326.21 | 4,299,876.02 | 408,318.92 | 4,708,194.94 | 614,694.21 | 3,577,324.64 |
| 15 TOTAL [(9) + (14)] | 1,730,065.78 | 11,438,866.97 | 1,059,982.96 | 14,228,915.71 | 1,816,961.39 | 16,045,877.10 | 2,374,158.15 | 11,941,653.17 |
| Personal Transferido | | | | 0.00 | | 0.00 | | 0.00 |
| T O T A L | 1,730,065.78 | 11,438,866.97 | 1,059,982.96 | 14,228,915.71 | 1,816,961.39 | 16,045,877.10 | 2,374,158.15 | 11,941,653.17 |




EN PESOS

| CONCEPTO / CATEGORIA | MES DE | | | |
|---|---------------|---------------|---------------|-----------------|
| | ENERO | FEBRERO | MARZO | ABRIL |
| A) TOTAL DE ASIGNAC. DE LA CATEG. | | | | |
| 1) Sueldo Basico | 135.00 | 148.00 | 193.00 | 338.00 |
| 2) Adicionales relativos al Cargo | | | | |
| 2.1 Dedicación Funcional | | | | |
| 2.2 Adicional por Reestructuras | | | | 241.00 |
| 3.3 Suma Fija No Rem. No Bonif. | | | | |
| B) TOTAL ADICIONAL PERSONALES | | | | |
| 1 Antigüedad (x) 2% plño s/basico | | | | |
| 2 Titulo(x) 7.5%, 17.5%, 25% s/basico | | | | |
| 3 Zona 100% | 135.00 | 148.00 | 193.00 | 338.00 |
| 4 Presentismo | 90.00 | 90.00 | 90.00 | 120.00 |
| 5 Bonificacion | 338.80 | 342.80 | 297.60 | 320.00 |
| C) TOTAL SUELDO BRUTO | 698.80 | 728.80 | 773.60 | 1,357.00 |
| D) APORTES PATRONALES 17% del Punto C) | 118.80 | 123.90 | 131.51 | 230.69 |
| E) SUELDO NETO (C-D) | 580.00 | 604.90 | 642.09 | 1,126.31 |

NOTA: (X) Metodología de calculo

DANTE ANTONIO ASILI
 Director General de Haberes
 M^o E.O. y S.P.




SUELDOS VICIOS / ESCALAFON SEGURIDAD

En pesos

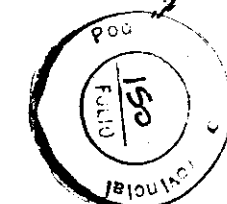
| CONCEPTO / CATEGORIA | ESCALAFON SEGURIDAD | | | |
|-----------------------------------|------------------------|-----------|----------|----------|
| | COMISARIO INSPECTOR | INSPECTOR | CABO | AGENTE |
| A) TOTAL DE ASIGNAC. DE LA CATEG. | | | | |
| 1) Sueldo Básico | 278,33 | 131,03 | 98,03 | 96,83 |
| 2) Adicionales relativos al Cargo | -°- | -°- | -°- | -°- |
| 2.1 Responsabilidad Funcional | -°- | -°- | -°- | -°- |
| 2.2 Riesgo Profesional | 115,22 | 115,22 | 115,22 | 115,22 |
| 2.3 Dedicación Especial | 312,90 | 165,60 | 132,60 | 131,40 |
| 2.4 Bonificación Complementaria | 649,45 | 305,75 | 228,75 | 225,95 |
| 2.5 Dedicación Exclusiva | -°- | -°- | -°- | -°- |
| 2.6 Bonif. Recargo de Servicio | -°- | -°- | -°- | -°- |
| B) TOTAL ADICIONALES PERSONALES | | | | |
| CANTIDAD AÑOS | (19) | (11) | (6) | (2) |
| 1) Antigüedad | 515,24 | 157,87 | 68,95 | 22,78 |
| 2) Zona | 1.871,14 | 875,47 | 643,55 | 592,18 |
| 3) Asignación Tiempo Mínimo | -°- | -°- | -°- | -°- |
| 4) Vivienda | -°- | -°- | -°- | -°- |
| 5) Adicional por Función Especial | 309,00 | 76,00 | 29,00 | 28,00 |
| 6) * | 378,50 | 309,14 | 204,44 | 197,70 |
| C) TOTAL SUELDO BRUTO | 4.429,78 | 2.136,08 | 1.520,54 | 1.410,06 |
| D) APORTES PERSONALES | 749,01 | 341,67 | 257,26 | 238,55 |
| E) SUELDO NETO (C-D) | 3.680,77 | 1.794,41 | 1.263,28 | 1.171,51 |

* COMISARIO INSPECTOR
INSPECTOR
CABO
AGENTE

SUPLEMENTO ALTA COMPLEJIDAD.-
SUPLEMENTO RESPONSABILIDAD POR CARGO O FUNCION.-
SUPLEMENTO MAYOR DEDICACION.-
SUPLEMENTO SERVICIO CONSTANTE IMPREVISIBILIDAD.-



Comisario Inspector Juan Carlos
Policia Provincia de Tierra del Fuego




EN PESOS

| CONCEPTO / CATEGORIA | MES DE: ENERO | | | |
|--|------------------|----------|----------------|-----------|
| | DOCENTE | | SECUNDARIO | |
| | Maestro de Grado | Director | Horas Catedras | Preceptor |
| A) TOTAL DE ASIGNAC. DE LA CATEG. | | | | |
| 1) Sueldo Basico | 153.75 | 233.79 | 10.28 | 138.44 |
| 2) Adicionales relativos al Cargo | | | | |
| 2.1 Suma Fija Rem. No Bonif. | 135.00 | 189.00 | 9.03 | 121.55 |
| 2.2 Funcion Docente | 46.13 | 70.14 | 3.08 | 41.53 |
| B) TOTAL ADICIONAL PERSONALES | | | | |
| 1 Antigüedad (X) | | | | |
| 2 Zona 100% | 348.55 | 350.69 | 15.42 | 207.66 |
| 3 Presentismo | 148.68 | 46.76 | 2.06 | 27.69 |
| C) TOTAL SUELDO BRUTO | 832.10 | 890.37 | 39.87 | 536.87 |
| D) APORTES PATRONALES 17% del Punto C) | 141.46 | 151.36 | 6.78 | 91.27 |
| E) SUELDO NETO (C-D) | 690.65 | 739.01 | 33.09 | 445.60 |

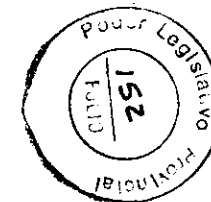
NOTA: se calcula s/% tabla


DANTE ANTONIO ASILI
 Director General de Haberes
 M.E.O.yS.P.



EN PESOS

| CONCEPTO / CATEGORIA | MES DE Ene-00 | | | |
|--|---------------|-------------------------|------------------|------------------|
| | SALUD | | | |
| | ENFERMERA | ENFERMERA ESPECIALIZADA | MEDICO ASISTENTE | JEFE DE SERVICIO |
| A) TOTAL DE ASIGNAC. DE LA CATEG. | 15 P.A.Y.T. | 19 P.A.Y.T. | 21 P.A.Y.T. | 21 P.A.Y.T. |
| 1) Sueldo Basico | 140.00 | 193.00 | 220.00 | 220.00 |
| 2) Adicionales relativos al Cargo | | | | |
| 2.1 Cargo Unico | | | | |
| B) TOTAL ADICIONAL PERSONALES | | | | |
| 1 Antigüedad = (\$) 2% +(4) + 50% de (7) | | | | |
| 2 Titulo (\$) 7,5 %17,5%25% SH(f) | | | | |
| 3 Dedicación Exclusiva (\$) 188%)S/T.ESC | | | | |
| 4 Bonificación | 248.07 | 220.83 | 162.38 | 162.38 |
| 5 Presentismo | 90.00 | 90.00 | 120.00 | 120.00 |
| 6 ZONA = 100% de | 140.00 | 193.00 | 220.00 | 220.00 |
| 7 REFRIGERIO | 6.77 | 6.77 | 6.77 | 6.77 |
| 8 ADICIONAL FUNCION JERARQUICA | | | | 553.77 |
| C) TOTAL SUELDO BRUTO | 624.84 | 703.60 | 729.15 | 1282.92 |
| D) APORTES PATRONALES | 106.22 | 119.61 | 123.96 | 218.10 |
| E) SUELDO NETO (C-D) | 518.62 | 583.99 | 605.19 | 1064.82 |



Dante Antonio Asili
DANTE ANTONIO ASILI
 Director General de Haberes
 M.P.O. y S.P.

SUELDOS VIGENTES / ESCALA FON JUSTICIA

En pesos

| CONCEPTO/CATEGORIA | MES DE ENERO | | | |
|-------------------------------------|--------------------|------------------------|--------------------|---------------------|
| | JUSTICIA | | | |
| | MINISTRO S.T.J. | JUEZ 1ra. INSTANCIA | OFICIAL PRIMERO | AUXILIAR PRIMERO |
| A) TOTAL DE ASIGNAC.DE LA CATEGORIA | | | | |
| 1)SUELDO BASICO | \$8.437,00 | \$5.906,00 | \$2.750,00 | \$1.640,00 |
| 2)ADICIONALES RELATIVOS AL CARGO | | | | |
| 2.1. DEDICACION FUNCIONAL | | | | |
| 2.2. DEDICACION EXCLUSIVA | | | | |
| 2.3. COMPENSAC.JERARQUICA | | | | |
| B) TOTAL ADICIONALES PERSONALES | | | | |
| 1) ANTIGUEDAD (1) | \$5.069,23 | \$2.256,94 | \$846,52 | \$224,13 |
| 2) TITULO | | | \$83,70 | |
| C)TOTAL SUELDO BRUTO | \$13.506,23 | \$8.162,94 | \$3.680,22 | \$1.864,13 |
| D)APORTES PERSONALES(2) | \$-2.014,62 | \$-1.265,52 | \$-616,38 | \$-282,35 |
| E)SUELDO NETO (C-D) | \$11.491,61 | \$6.897,42 | \$3.063,84 | \$1.581,78 |

MAGISTR. Y FUNC.: ANTIG.1.75%/SUELDO BASICO POR C/AÑO RECONOCIDO; RESTO DEL PERSONAL 2 %.

ADMINISTRATIVOS: CON TITULO ABOGADO:10% DEL SUELDO BASICO.


ORDENANZAS:CON TITULO SECUNDARIO: 5% DEL S.BASICO.

TITULO TERCARIO: AFÍN CON LA TAREA QUE DESEMPEÑA, 7% DEL S.BASICO.

(1) y (2).-Montos promedio de cada categoria

JOSE LUIS BOCCHERO
Director de Adm. y Personal
Superior Tribunal de Justicia

Juan Carlos Chiarocca
Subdirector de Adm. y Personal



PROVINCIA DE TIERRA DEL FUEGO

PLANILLA 14.1: SUELDOS VIGENTES / ESCALAFÓN GENERAL
al 31/01/2000

| CONCEPTO \ CATEGORÍA | GENERAL | | | | | |
|---|--------------|--------------|--------------|--------------|--------------|--------------|
| | CATEGORÍA 15 | CATEGORÍA 17 | CATEGORÍA 19 | CATEGORÍA 21 | CATEGORÍA 22 | CATEGORÍA 23 |
| A- TOTAL DE ASIGNACIONES DE LA CATEGORÍA | | | | | | |
| 1- Sueldo Básico | 129 | 144 | 169 | 217 | 350 | 455 |
| 2- Adicionales Relativos al Cargo | | | | | | |
| 2,1 Dedicación Funcional | | | | | | |
| 2,2 Adicional Vial | 147 | 151 | 158 | 147 | 147 | 151 |
| 2,3 Suma Fija Remunerativa No Bonificada | 356 | 323 | 298 | 330 | 320 | 230 |
| B- TOTAL ADICIONALES PERSONALES | | | | | | |
| 1- Antigüedad | | | | | | |
| 2- Título | | | | | | |
| 3- Zona | 276 | 295 | 326 | 364 | 497 | 606 |
| 4- Presentismo | 181 | 181 | 181 | 241 | 241 | 241 |
| C- TOTAL SUELDO BRUTO | 1,089 | 1,093 | 1,131 | 1,299 | 1,555 | 1,682 |
| D- APORTES PERSONALES | 174 | 175 | 181 | 208 | 249 | 269 |
| E- SUELDO NETO (C-D) | 915 | 918 | 950 | 1,091 | 1,306 | 1,413 |

PLANILLA 14.1: SUELDOS VIGENTES / ESCALAFÓN GENERAL
 al 31/01/2000
 Dirección Provincial de Vialidad
 "Georginas y San Martín del Sur y los Hielos Continentales son y serán Argentinos"

Provincia de Tierra del Fuego, Antártida
 e Islas del Atlántico Sur
 REPUBLICA ARGENTINA
 DIRECCIÓN PROVINCIAL DE VIALIDAD



SUELDOS VIGENTES / ESCALAFON

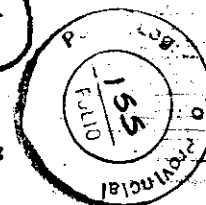
"AUTORIDADES SUPERIORES"

Planilla N° 14.8

EN PESOS

| CONCEPTO / CATEGORIA | MES DE Ene-00 | | |
|-----------------------------------|------------------------|-----------------------|------------------|
| | AUTORIDADES SUPERIORES | | |
| | SUBSECRETARIO | SECRETARIO GOBERNADOR | DIRECTOR GENERAL |
| A) TOTAL DE ASIGNAC. DE LA CATEG. | | | |
| 1) Sueldo Basico | 4200,00 | 4300,00 | 1342,00 |
| 2) Adicionales relativos al Cargo | | | |
| 2.1 Gastos de Representación | | | |
| 2.2 Función Jerárquica | | | 1205,00 |
| B) TOTAL ADICIONAL PERSONALES | | | |
| 1 Antigüedad = 2%*años S/basico | NO | NO | |
| 2 Titulo = 7,5%17,5%25% | NO | NO | |
| 3 Responsabilidad Profesional | NO | NO | NO |
| C) TOTAL SUELDO BRUTO | 4200,00 | 4300,00 | 2547,00 |
| D) APORTES PATRONALES | 714,00 | 731,00 | 432,99 |
| E) SUELDO NETO (C-D) | 3486,00 | 3569,00 | 2114,01 |


Dante Antonio Asili
DANTE ANTONIO ASILI
 Director General de Haberes
 M.E.O.yS.P.





Provincia de Tierra del Fuego, Antártida
e Islas del Atlántico Sur.
República Argentina

MINISTERIO DE ECONOMIA
OBRAS Y SERVICIOS PUBLICOS



Ushuaia, 25 de julio de 2000

Señores
Subsecretaría de Relaciones con las Provincias
Atte. Lic. Alina Muti.lva
S/D

De nuestra consideración:

Tenemos el agrado de dirigirnos a Ud., a fin de adjuntarle, según lo solicitado, la siguiente documentación:

- Copia de la nota entregada al Fondo Fideicomisario el pasado 19/07/00.
- Nómina Salarial Devengada enero - diciembre de 1999 de la Administración Provincial.
- Nómina Salarial Devengada enero - abril de 2000 de la Administración Provincial.
- Planta de Personal Ocupada a marzo de 2000, de la Administración Provincial.

Sin otro particular, saludamos a Ud. muy atte.

Recibido 25/7/00

"Las Islas Malvinas, Georgias y Sandwich del Sur, y los Hielos Continentales, son y serán Argentinos"



Ushuaia, 13 de Julio, 2000

Señores
Fondo Fiduciario para el Desarrollo Provincial
Presente

De nuestra consideración:

Tenemos el agrado de dirigirnos a Uds. en función de los compromisos asumidos en el Anexo III del Convenio Complementario suscrito el 12 de abril del corriente.

Al respecto deseamos informarles que hemos sufrido una serie de inconvenientes en la elaboración de la ejecución presupuestaria Provincial, de los meses de enero y febrero de 2000, los cuales nos han impedido su realización y nos inhiben de poder completarla.

En primer lugar, y desde la asunción de nuestra gestión el pasado 10 de enero hubo un asueto administrativo hasta el 1° de marzo tiempo en el cual se tomaron distintas medidas como ser la instalación de un nuevo sistema contable, independientemente de ello el equipo IBM AS/400 con el que operaba la Provincia comenzó a tener caídas en su performance cada vez más evidentes, provocadas en apariencia por la sobre carga de tareas. Adicionalmente, y debido a la falta de mantenimiento que había sufrido, comenzaron a producirse repentina y reiteradamente fallas irrecuperables de la información hasta su ruptura total, que obligaron finalmente al reemplazo por un nuevo equipo con una tecnología más moderna. Sin embargo, la compra, traslado e instalación del nuevo equipo demoró por 20 días la imputación contable de la información, hecho este que fue informado al Tribunal de Cuentas de la Provincia.

En referencia a los avances alcanzados en el desarrollo y la implementación del Esquema Base Caja, han sido implementados a partir del 1° de julio algunos cambios en los sistemas informáticos de la Provincia que permitirán identificar la aplicación del gasto en la etapa del "pagado".

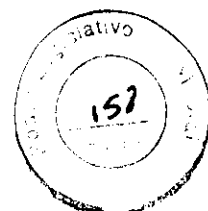
Estas reformas, que fueron posibles gracias al nuevo equipamiento informático con que cuenta la Provincia, permitirán que los meses sucesivos podamos presentar este esquema junto con el resto de la información, teniendo previsto tener realizados todos los ajustes necesarios para ello, en setiembre próximo.

Sin otro particular, saludamos a Ud. muy atte.

AS

[Handwritten signature]
19-07-2000
ALVARO CASTRO ARCE
FONDO FIDUCIARIO PARA EL
DESARROLLO PROVINCIAL

[Handwritten signature]
Sr. Alvaro Castro Arce
C. G. Contador General



**PROVINCIA DE TIERRA DEL FUEGO
ADMINISTRACION PROVINCIAL
PLANTA DE PERSONAL OCUPADA**

Mes de: M A R Z O de 2000

Planilla N° 12

| ESCALAFONES | PLANTA DE PERSONAL OCUPADA | | |
|---|----------------------------|------------|------------|
| | TOTAL | Permanente | Temporario |
| 1 JUSTICIA | 257 | 257 | |
| 2 SEGURIDAD | 903 | 903 | |
| 3 SALUD (Húmedos) | 1,025 | 1,025 | |
| 4 VIAL | 87 | 86 | 1 |
| 5 GENERAL (Secos, Sat, Aeronáutica y Retiro Voluntario) | 1,853 | 1,853 | |
| 6 LEGISLATIVO | 147 | 102 | 45 |
| 7 AUTORIDADES SUPERIORES | 41 | 41 | |
| 8 RESTO | 586 | 581 | 5 |
| 9 SUBTOTAL [suma (1) al (8)] | 4,899 | 4,848 | 51 |
| DOCENTES | | | |
| 10 Titulares e Interinos (Cargos) Primaria y Secundaria | 1,332 | 663 | 669 |
| 11 Suplentes (Cargos) Primaria y Secundaria | 1,072 | | 1,072 |
| 12 Horas (en horas) Docentes Primarios | 17,723 | 4,130 | 13,593 |
| 13 Cátedras (en Cargos) 12/30 Docentes Secundarios | 2,433 | 294 | 2,139 |
| 14 Total [suma (10) al (13)] | 2,404 | 663 | 1,741 |
| 15 TOTAL [(9) + (14)] | 7,303 | 5,511 | 1,792 |
| Personal Transferido | 0 | | |
| T O T A L | 7,303 | 5,511 | 1,792 |

| | | | |
|---------------------|-----|-----|---|
| I. P. Vivienda | 202 | 199 | 3 |
| InFueTur | 33 | 33 | |
| D. P. Puertos | 27 | 27 | |
| D. P. Energía | 87 | 86 | 1 |
| D.P.O.S.S. | 75 | 74 | 1 |
| I. P. R. A. | 101 | 101 | |
| Tribunal de Cuentas | 49 | 49 | |
| Fiscalía | 12 | 12 | |

PROVINCIA DE TIERRA DEL FUEGO
ADMINISTRACION PROVINCIAL
NOMINA DE PERSONAL: DEVENGADA

Mes de: **ENERO** de 2000

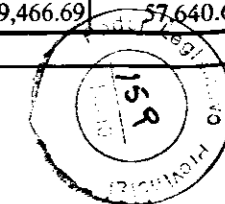
En Pesos

Planilla N° 13

| ESCALAFONES | Aportes Patronales (1) | Remuneraciones (2) | Adicionales (3) | Sub Total 4)=(1)+(2)+(3) | Asignaciones Familiares (5) | Total (6)=(4)+(5) | Aportes Personales (7) | Sueldo Líquido (8)=(6)-(1)-(7) |
|---|------------------------|--------------------|-----------------|--------------------------|-----------------------------|-------------------|------------------------|--------------------------------|
| 1 JUSTICIA | 118,259.19 | 906,209.70 | 3,286.73 | 1,027,755.62 | 68,757.00 | 1,096,512.62 | 240,006.82 | 738,246.61 |
| 2 SEGURIDAD | 276,477.99 | 1,469,114.49 | 281,739.80 | 2,027,332.28 | 321,125.17 | 2,348,457.45 | 475,098.70 | 1,596,880.76 |
| 3 SALUD (Húmedas) | 279,169.19 | 2,046,081.76 | 9,240.00 | 2,334,490.95 | 297,315.20 | 2,631,806.15 | 331,958.03 | 2,020,678.93 |
| 4 VIAL | 27,875.00 | 178,569.00 | 9,563.00 | 216,007.00 | 38,691.00 | 254,698.00 | 33,234.00 | 193,589.00 |
| 5 GENERAL (Secos, Sat, Aeron. y Retiro Voluntario) | 311,414.30 | 2,271,403.12 | 22,780.31 | 2,605,597.73 | 498,457.80 | 3,104,055.53 | 368,189.26 | 2,424,451.97 |
| 6 LEGISLATIVO | 51,580.45 | 311,864.99 | 72,669.51 | 436,114.95 | 62,700.00 | 436,114.95 | 60,817.61 | 323,716.89 |
| 7 AUTORIDADES SUPERIORES | 2,943.40 | 49,058.00 | | 52,001.40 | 1,125.00 | 53,126.40 | 7,917.46 | 42,265.54 |
| 8 RESTO | 197,244.60 | 786,475.51 | 678,023.61 | 1,661,743.71 | 158,400.72 | 1,820,144.44 | 320,248.49 | 1,302,651.35 |
| 9 SUBTOTAL [suma (1) al (8)] | 1,264,964.12 | 8,018,776.57 | 1,077,302.96 | 10,361,043.64 | 1,446,571.89 | 11,807,615.54 | 1,837,470.37 | 8,705,181.05 |
| DOCENTES | | | | | | | | |
| 10 Titulares e Interinos (Cargos) Primaria y Secundaria | 177,704.16 | 1,272,836.01 | 30,187.66 | 1,480,727.83 | 189,001.52 | 1,669,729.35 | 211,457.39 | 1,280,567.80 |
| 11 Suplentes (Cargos) Primaria y Secundaria | 126,523.45 | 916,764.88 | 9,920.27 | 1,053,208.60 | 103,047.15 | 1,156,255.75 | 150,658.93 | 879,073.37 |
| 12 Horas (en horas) Docentes Primarios | 32,807.73 | 238,217.23 | 59.30 | 271,084.26 | 29,555.29 | 300,639.55 | 39,093.71 | 228,738.11 |
| 13 Cátedras (en Cargos) 12/30 Docentes Secundarios | 179,140.75 | 1,312,555.60 | 3,158.98 | 1,494,855.33 | 86,714.96 | 1,581,570.29 | 213,484.18 | 1,188,945.36 |
| 14 Total [suma (10) al (13)] | 516,176.09 | 3,740,373.72 | 43,326.21 | 4,299,876.02 | 408,318.92 | 4,708,194.94 | 614,694.21 | 3,577,324.64 |
| 15 TOTAL [(9) + (14)] | 1,781,140.21 | 11,759,150.29 | 1,120,629.17 | 14,660,919.66 | 1,854,890.81 | 16,515,810.48 | 2,452,164.58 | 12,282,505.69 |
| Personal Transferido | | | | 0.00 | | 0.00 | | 0.00 |
| T O T A L | 1,781,140.21 | 11,759,150.29 | 1,120,629.17 | 14,660,919.66 | 1,854,890.81 | 16,515,810.48 | 2,452,164.58 | 12,282,505.69 |

ENERO

| | | | | | | | | |
|---------------------|-----------|------------|------------|------------|-----------|------------|------------|------------|
| I. P. Vivienda | 51,747.42 | 227,342.97 | 162,939.83 | 442,030.22 | 69,049.00 | 511,079.22 | 59,383.26 | 399,948.54 |
| InFueTur | 6,177.57 | 45,759.91 | 0.00 | 51,937.48 | 3,403.28 | 55,340.76 | 7,328.76 | 41,834.44 |
| D. P. Puertos | 6,430.00 | 33,306.00 | 14,323.00 | 54,059.00 | 7,861.00 | 61,920.00 | 13,276.00 | 42,214.00 |
| D. P. Energía | 58,203.81 | 62,267.87 | 360,926.34 | 481,398.02 | 34,473.30 | 515,871.32 | 136,303.27 | 321,364.24 |
| D.P.O.S.S. | 23,491.99 | 174,014.56 | 2,598.45 | 200,104.99 | 19,166.57 | 219,271.57 | 27,842.33 | 167,937.25 |
| I. P. R. A. | 21,404.87 | 100,508.85 | 58,047.76 | 179,961.48 | 15,359.56 | 195,321.05 | 42,835.34 | 131,080.83 |
| Tribunal de Cuentas | 21,824.88 | 79,814.04 | 78,938.23 | 180,577.15 | 5,692.00 | 186,269.15 | 23,812.84 | 140,631.43 |
| Fiscalía | 7,964.06 | 63,461.31 | 250.00 | 71,675.37 | 3,396.00 | 75,071.37 | 9,466.69 | 57,640.62 |



PROVINCIA DE TIERRA DEL FUEGO
ADMINISTRACION PROVINCIAL
NOMINA DE PERSONAL: DEVENGADA

Mes de: FEBRERO de 2000

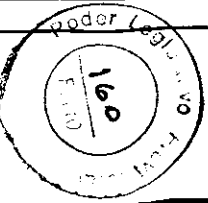
En Pesos

Planilla Nº 13

| ESCALAFONES | Aportes Patronales (1) | Remuneraciones (2) | Adicionales (3) | Sub Total 4)=(1)+(2)+(3) | Asignaciones Familiares (5) | Total (6)=(4)+(5) | Aportes Personales (7) | Sueldo Líquido (8)=(6)-(1)-(7) |
|---|------------------------|--------------------|-----------------|--------------------------|-----------------------------|-------------------|------------------------|--------------------------------|
| 1 JUSTICIA | 118.119.42 | 897,829.72 | 31.363.95 | 1,047,313.09 | 159,734.50 | 1,207,047.59 | 236,054.90 | 852,873.27 |
| 2 SEGURIDAD | 270,976.52 | 1,456,584.97 | 289,575.83 | 2,017,137.32 | 621,061.67 | 2,638,198.99 | 464,067.10 | 1,903,155.37 |
| 3 SALUD (Húmedos) | 273,739.79 | 2,009,109.19 | 8,925.00 | 2,291,773.98 | 718,051.30 | 3,009,825.28 | 325,858.29 | 2,410,227.20 |
| 4 VIAL | 20,947.00 | 147,017.00 | 8,153.00 | 176,117.00 | 90,082.00 | 266,199.00 | 46,042.00 | 199,210.00 |
| 5 GENERAL (Secos, Sat. Aeron. y Retiro Voluntario) | 322,976.87 | 2,263,824.62 | 21,022.66 | 2,607,824.15 | 1,202,204.90 | 3,810,029.05 | 404,011.38 | 3,083,040.80 |
| 6 LEGISLATIVO | 58,546.11 | 358,653.83 | 76,065.15 | 493,265.09 | 104,254.00 | 493,265.09 | 69,254.03 | 365,464.95 |
| 7 AUTORIDADES SUPERIORES | 13,199.07 | 219,986.92 | 0.00 | 233,185.99 | 8,834.00 | 242,019.99 | 35,305.68 | 193,515.24 |
| 8 RESTO | 187,463.54 | 816,521.82 | 554,449.04 | 1,558,434.40 | 328,797.66 | 1,887,232.06 | 296,301.26 | 1,403,467.25 |
| 9 SUBTOTAL [suma (1) al (8)] | 1,265,968.32 | 8,169,528.07 | 989,554.63 | 10,425,051.02 | 3,233,020.03 | 13,658,071.05 | 1,876,894.64 | 10,515,208.09 |
| DOCENTES | | | | | | | | |
| 10 Titulares e Interinos (Cargos) Primaria y Secundaria | 169,335.68 | 1,211,676.27 | 30,318.99 | 1,411,330.94 | 449,477.43 | 1,860,808.37 | 201,940.89 | 1,489,531.80 |
| 11 Suplentes (Cargos) Primaria y Secundaria | 114,882.48 | 834,030.03 | 9,113.02 | 958,025.53 | 199,341.96 | 1,157,367.49 | 137,310.69 | 905,174.32 |
| 12 Horas (en horas) Docentes Primarios | 30,177.98 | 220,232.18 | 59.30 | 250,469.46 | 58,995.47 | 309,464.93 | 36,167.08 | 243,119.87 |
| 13 Cátedras (en Cargos) 12/30 Docentes Secundarios | 165,897.66 | 1,212,560.01 | 3,158.98 | 1,381,616.65 | 178,985.89 | 1,560,602.54 | 196,645.73 | 1,198,059.15 |
| 14 Total [suma (10) al (13)] | 480,293.80 | 3,478,498.49 | 42,650.29 | 4,001,442.58 | 886,800.75 | 4,888,243.33 | 572,064.39 | 3,835,885.14 |
| 15 TOTAL [(9) + (14)] | 1,746,262.12 | 11,648,026.56 | 1,032,204.92 | 14,426,493.60 | 4,119,820.78 | 18,546,314.38 | 2,448,959.03 | 14,351,093.23 |
| Personal Transferido | | | | 0.00 | | 0.00 | | 0.00 |
| T O T A L | 1,746,262.12 | 11,648,026.56 | 1,032,204.92 | 14,426,493.60 | 4,119,820.78 | 18,546,314.38 | 2,448,959.03 | 14,351,093.23 |

FEBRERO

| | | | | | | | | |
|---------------------|-----------|------------|------------|------------|------------|------------|------------|------------|
| I. P. Vivienda | 51,032.87 | 237,327.22 | 140,546.67 | 428,906.76 | 174,016.50 | 602,923.26 | 60,396.34 | 491,494.05 |
| InFueTur | 6,247.74 | 46,279.70 | 0.00 | 52,527.45 | 3,441.94 | 55,969.39 | 7,412.01 | 42,309.64 |
| D. P. Puertos | 7,359.00 | 45,303.00 | 9,206.00 | 61,868.00 | 20,111.00 | 81,979.00 | 14,001.00 | 60,619.00 |
| D. P. Energia | 46,405.21 | 60,159.04 | 261,833.43 | 368,397.68 | 82,012.46 | 450,410.14 | 107,520.89 | 296,484.04 |
| D.P.O.S.S. | 24,358.27 | 180,431.44 | 2,694.27 | 207,483.98 | 19,873.35 | 227,357.33 | 28,869.03 | 174,130.03 |
| I. P. R. A. | 22,493.03 | 105,618.44 | 60,998.75 | 189,110.23 | 16,140.40 | 205,250.63 | 45,012.97 | 137,744.62 |
| Tribunal de Cuentas | 21,665.24 | 79,814.04 | 78,919.92 | 180,399.20 | 11,504.00 | 191,903.20 | 23,810.09 | 146,427.87 |
| Fiscalia | 7,902.18 | 61,588.93 | 250.00 | 69,741.11 | 1,698.00 | 71,439.11 | 9,278.93 | 54,258.00 |



PROVINCIA DE TIERRA DEL FUEGO
ADMINISTRACION PROVINCIAL
NOMINA DE PERSONAL: DEVENGADA

Mes de: MARZO de 2000

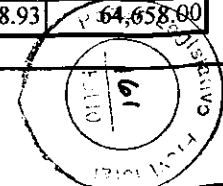
En Pesos

Planilla N° 13

| ESCALAFONES | Aportes Patronales (1) | Remuneraciones (2) | Adicionales (3) | Sub Total 4)=(1)+(2)+(3) | Asignaciones Familiares (5) | Total (6)=(4)+(5) | Aportes Personales (7) | Sueldo Líquido (8)=(6)-(1)-(7) |
|---|------------------------|--------------------|-----------------|--------------------------|-----------------------------|-------------------|------------------------|--------------------------------|
| 1 JUSTICIA | 122,258.39 | 926,663.31 | 14,537.62 | 1,063,459.32 | 44,556.00 | 1,108,015.32 | 259,408.61 | 726,348.32 |
| 2 SEGURIDAD | 271,191.35 | 1,457,741.95 | 279,657.50 | 2,008,590.80 | 219,153.00 | 2,227,743.80 | 453,471.18 | 1,503,081.27 |
| 3 SALUD (Húmedos) | 262,081.53 | 1,930,057.18 | 8,850.00 | 2,200,988.71 | 163,862.40 | 2,364,851.11 | 312,935.38 | 1,789,834.20 |
| 4 VIAL | 20,791.00 | 147,928.00 | 6,084.00 | 174,803.00 | 17,464.00 | 192,267.00 | 45,485.00 | 125,991.00 |
| 5 GENERAL (Secos, Sat, Aeron. y Retiro Voluntario) | 329,537.97 | 2,330,545.85 | 27,883.11 | 2,687,966.93 | 290,366.90 | 2,978,333.83 | 379,462.66 | 2,269,333.20 |
| 6 LEGISLATIVO | 56,852.35 | 350,524.84 | 78,007.78 | 485,384.97 | 27,408.00 | 485,384.97 | 57,556.22 | 370,976.40 |
| 7 AUTORIDADES SUPERIORES | 11,484.60 | 191,410.00 | | 202,894.60 | 7,625.50 | 210,520.10 | 30,736.60 | 168,298.90 |
| 8 RESTO | 186,290.80 | 742,693.27 | 575,346.00 | 1,504,330.07 | 114,361.61 | 1,618,691.68 | 277,725.16 | 1,154,675.72 |
| 9 SUBTOTAL [suma (1) al (8)] | 1,260,487.99 | 8,077,564.40 | 990,366.01 | 10,328,418.40 | 884,797.41 | 11,213,215.81 | 1,816,780.81 | 8,135,947.01 |
| DOCENTES | | | | | | | | |
| 10 Titulares e Interinos (Cargos) Primaria y Secundaria | 130,351.02 | 1,305,160.62 | 9,918.97 | 1,445,430.61 | 108,428.87 | 1,553,859.48 | 214,105.80 | 1,209,402.66 |
| 11 Suplentes (Cargos) Primaria y Secundaria | 151,298.25 | 745,847.69 | 1,939.02 | 899,084.96 | 79,327.89 | 978,412.85 | 121,533.43 | 705,581.17 |
| 12 Horas (en horas) Docentes Primarios | 26,625.76 | 195,441.80 | 23.04 | 222,090.60 | 14,835.61 | 236,926.21 | 32,086.21 | 178,214.24 |
| 13 Cátedras (en Cargos) 12/30 Docentes Secundarios | 148,040.37 | 1,079,932.70 | 2,913.97 | 1,230,887.04 | 62,571.25 | 1,293,458.29 | 176,081.46 | 969,336.46 |
| 14 Total [suma (10) al (13)] | 456,315.40 | 3,326,382.81 | 14,795.00 | 3,797,493.21 | 265,163.62 | 4,062,656.83 | 543,806.90 | 3,062,534.53 |
| | | | | 0.00 | | 0.00 | | 0.00 |
| 15 TOTAL [(9) + (14)] | 1,716,803.39 | 11,403,947.21 | 1,005,161.01 | 14,125,911.61 | 1,149,961.03 | 15,275,872.64 | 2,360,587.71 | 11,198,481.54 |
| Personal Transferido | | | | 0.00 | | 0.00 | | 0.00 |
| | | | | 0.00 | | 0.00 | | 0.00 |
| T O T A L | 1,716,803.39 | 11,403,947.21 | 1,005,161.01 | 14,125,911.61 | 1,149,961.03 | 15,275,872.64 | 2,360,587.71 | 11,198,481.54 |

MARZO

| | | | | | | | | |
|---------------------|-----------|------------|------------|------------|-----------|------------|------------|------------|
| I. P. Vivienda | 58,388.98 | 236,006.98 | 145,287.23 | 439,683.19 | 38,704.50 | 478,387.69 | 61,273.63 | 358,725.08 |
| InFueTur | 5,274.03 | 39,066.98 | 0.00 | 44,341.01 | 2,905.51 | 47,246.52 | 6,256.84 | 35,715.65 |
| D. P. Puertos | 6,750.00 | 39,177.00 | 10,824.00 | 56,751.00 | 4,618.00 | 61,369.00 | 13,667.00 | 40,952.00 |
| D. P. Energia | 47,968.96 | 60,164.13 | 292,156.69 | 400,289.78 | 22,046.30 | 422,336.08 | 105,911.35 | 268,455.77 |
| D.P.O.S.S. | 20,279.10 | 150,215.87 | 2,243.08 | 172,738.11 | 16,545.30 | 189,283.41 | 24,034.54 | 144,969.71 |
| I. P. R. A. | 17,890.84 | 84,008.36 | 48,518.09 | 150,417.29 | 12,837.99 | 163,255.28 | 35,803.08 | 109,561.35 |
| Tribunal de Cuentas | 21,836.65 | 67,265.02 | 76,066.92 | 165,168.59 | 9,806.00 | 174,974.59 | 21,499.79 | 131,638.15 |
| Fiscalía | 7,902.18 | 66,788.93 | 250.00 | 74,941.11 | 6,898.00 | 81,839.11 | 9,278.93 | 64,658.00 |



PROVINCIA DE TIERRA DEL FUEGO
ADMINISTRACION PROVINCIAL
NOMINA DE PERSONAL: DEVENGADA

Mes de: A B R I L de 2000

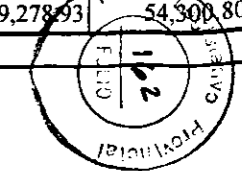
En Pesos

Planilla N° 13

| ESCALAFONES | Aportes Patronales (1) | Remuneraciones (2) | Adicionales (3) | Sub Total 4)=(1)+(2)+(3) | Asignaciones Familiares (5) | Total (6)=(4)+(5) | Aportes Personales (7) | Sueldo Líquido (8)=(6)-(1)-(7) |
|---|------------------------|----------------------|-------------------|--------------------------|-----------------------------|----------------------|------------------------|--------------------------------|
| 1 JUSTICIA | 124,350.17 | 942,808.07 | 12,658.59 | 1,079,816.83 | 37,310.00 | 1,117,126.83 | 247,267.47 | 745,509.19 |
| 2 SEGURIDAD | 270,062.10 | 1,453,314.51 | 280,581.89 | 2,003,958.50 | 203,023.50 | 2,206,982.00 | 453,287.94 | 1,483,631.96 |
| 3 SALUD (Húmedos) | 271,857.66 | 2,000,225.19 | 8,310.00 | 2,280,392.85 | 175,399.20 | 2,455,792.05 | 324,334.22 | 1,859,600.17 |
| 4 VIAL | 21,497.00 | 148,563.00 | 10,681.00 | 180,741.00 | 15,281.00 | 196,022.00 | 46,783.00 | 127,742.00 |
| 5 GENERAL (Secos, Sat. Aeron. y Retiro Voluntario) | 340,321.73 | 2,420,756.94 | | 2,761,078.67 | 277,867.10 | 3,038,945.77 | 387,169.26 | 2,311,454.78 |
| 6 LEGISLATIVO | | | | 0.00 | | 0.00 | | 0.00 |
| 7 AUTORIDADES SUPERIORES | 11,204.45 | 186,995.24 | | 198,199.69 | 6,293.50 | 204,493.19 | 30,058.52 | 163,230.22 |
| 8 RESTO | 176,641.63 | 728,026.03 | 576,260.57 | 1,480,928.23 | 102,350.30 | 1,583,278.53 | 270,037.81 | 1,136,599.08 |
| 9 SUBTOTAL [suma (1) al (8)] | 1,215,934.74 | 7,880,688.98 | 888,492.05 | 9,985,115.77 | 817,524.60 | 10,802,640.37 | 1,758,938.22 | 7,827,767.40 |
| DOCENTES | | | | | | | | |
| 10 Titulares e Interinos (Cargos) Primaria y Secundaria | 181,905.56 | 1,323,194.72 | 9,708.42 | 1,514,808.70 | 91,912.10 | 1,606,720.80 | 157,493.88 | 1,267,321.36 |
| 11 Suplentes (Cargos) Primaria y Secundaria | 105,699.02 | 772,391.84 | 665.02 | 878,755.88 | 40,900.82 | 919,656.70 | 185,296.26 | 628,661.42 |
| 12 Horas (en horas) Docentes Primarios | 27,449.20 | 200,979.23 | | 228,428.43 | 16,228.28 | 244,656.71 | 33,026.10 | 184,181.41 |
| 13 Cátedras (en Cargos) 12/30 Docentes Secundarios | 127,591.22 | 929,712.73 | 2,884.20 | 1,060,188.15 | 102,803.04 | 1,162,991.19 | 152,260.56 | 883,139.41 |
| 14 Total [suma (10) al (13)] | 442,645.00 | 3,226,278.52 | 13,257.64 | 3,682,181.16 | 251,844.24 | 3,934,025.40 | 528,076.80 | 2,963,303.60 |
| 15 TOTAL [(9) + (14)] | 1,658,579.74 | 11,106,967.50 | 901,749.69 | 13,667,296.93 | 1,069,368.84 | 14,736,665.77 | 2,287,015.02 | 10,791,071.00 |
| Personal Transferido | | | | 0.00 | | 0.00 | | 0.00 |
| T O T A L | 1,658,579.74 | 11,106,967.50 | 901,749.69 | 13,667,296.93 | 1,069,368.84 | 14,736,665.77 | 2,287,015.02 | 10,791,071.00 |

A B R I L

| | | | | | | | | |
|---------------------|-----------|------------|------------|------------|-----------|------------|-----------|------------|
| I. P. Vivienda | 51,733.18 | 231,174.01 | 153,976.61 | 436,883.80 | 37,574.50 | 474,458.30 | 61,633.90 | 361,091.22 |
| InFueTur | 5,507.30 | 40,794.90 | 0.00 | 46,302.20 | 3,034.02 | 49,336.22 | 6,533.58 | 37,295.35 |
| D. P. Puertos | 6,905.00 | 31,423.00 | 19,724.00 | 58,052.00 | 4,980.00 | 63,032.00 | 14,183.00 | 41,944.00 |
| D. P. Energía | 45,067.16 | 58,905.90 | 274,133.94 | 378,107.00 | 18,950.30 | 397,057.30 | 95,695.25 | 256,294.89 |
| D.P.O.S.S. | 20,083.40 | 148,765.83 | 2,221.43 | 171,070.66 | 16,385.59 | 187,456.25 | 23,802.53 | 143,570.31 |
| I. P. R. A. | 18,782.59 | 88,195.66 | 50,936.41 | 157,914.66 | 13,477.89 | 171,392.55 | 37,587.65 | 115,022.31 |
| Tribunal de Cuentas | 20,618.02 | 67,135.00 | 75,018.18 | 162,771.20 | 6,250.00 | 169,021.20 | 21,322.98 | 127,080.20 |
| Fiscalía | 7,944.98 | 61,631.73 | 250.00 | 69,826.71 | 1,698.00 | 71,524.71 | 9,278.93 | 54,300.80 |



PROVINCIA DE TIERRA DEL FUEGO

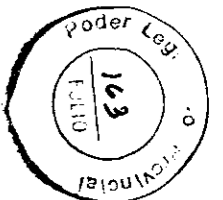
ADMINISTRACION PROVINCIAL
NOMINA DE PERSONAL: DEVENGADA

En Pesos

Mes de: ENERO de 1999

Planilla Nº 13

| ESCALAFONES | Aportes Patronales (1) | Remuneraciones (2) | Adicionales (3) | Sub Total (4)=(1)+(2)+(3) | Asignaciones Familiares (5) | Total (6)=(4)+(5) | Aportes Personales (7) | Sueldo Líquido (8)=(6)-(1)-(7) |
|--|------------------------|--------------------|-----------------|---------------------------|-----------------------------|-------------------|------------------------|--------------------------------|
| 1 JUSTICIA | 114,024.29 | 874,640.38 | 18,538.76 | 1,007,203.43 | 65,111.00 | 1,072,314.43 | 239,344.39 | 718,945.75 |
| 2 SEGURIDAD | 0.00 | 2,194,957.73 | 0.00 | 2,194,957.73 | 0.00 | 2,194,957.73 | 611,305.15 | 1,583,652.58 |
| 3 SALUD (Húmedos) | 325,306.95 | 2,384,904.46 | 0.00 | 2,710,211.41 | 303,542.60 | 3,013,754.01 | 915,886.10 | 1,772,560.96 |
| 4 VIAL | 22,805.58 | 158,789.07 | 12,715.48 | 194,310.13 | 16,753.87 | 211,064.00 | 52,126.71 | 136,131.71 |
| 5 GENERAL (Secos, Sat. Aeronáutica y Reti) | 443,337.06 | 3,273,070.21 | 0.00 | 3,716,407.27 | 524,759.35 | 4,241,166.62 | 1,304,534.75 | 2,493,294.81 |
| 6 LEGISLATIVO | 74,663.52 | 453,593.95 | 108,368.69 | 636,626.16 | 64,792.00 | 701,418.16 | 89,914.02 | 536,840.62 |
| 7 AUTORIDADES SUPERIORES | | | | 0.00 | | 0.00 | | 0.00 |
| 8 RESTO | 107,347.68 | 509,996.76 | 270,788.66 | 888,133.11 | 68,787.49 | 956,920.60 | 120,377.86 | 729,195.06 |
| 9 SUBTOTAL [suma (1) al (8)] | 1,087,485.09 | 9,849,952.56 | 410,411.59 | 11,347,849.24 | 1,043,746.31 | 12,391,595.55 | 3,333,488.97 | 7,970,621.49 |
| DOCENTES | | | | | | | | |
| 10 Titulares e Interinos - Primarios | 310,553.85 | 2,268,938.33 | 0.00 | 2,579,492.18 | 251,440.64 | 2,830,932.82 | 656,671.97 | 1,863,707.00 |
| 11 Titulares e Interinos - Secundarios | 234,665.54 | 1,733,267.87 | 0.00 | 1,967,933.41 | 124,106.34 | 2,092,039.75 | 403,367.21 | 1,454,007.00 |
| 12 Horas (en horas) Docentes Primarios | | | | 0.00 | | 0.00 | | 0.00 |
| 13 Cátedras (en Cargos) 12/30 Docentes Secundarios | | | | 0.00 | | 0.00 | | 0.00 |
| 14 Total [suma (10) al (13)] | 545,219.39 | 4,002,206.20 | 0.00 | 4,547,425.59 | 375,546.98 | 4,922,972.57 | 1,060,039.18 | 3,317,714.00 |
| 15 TOTAL [(9) + (14)] | 1,632,704.48 | 13,852,158.76 | 410,411.59 | 15,895,274.83 | 1,419,293.29 | 17,314,568.12 | 4,393,528.15 | 11,288,335.49 |
| Personal Transferido | | | | 0.00 | | 0.00 | | 0.00 |
| ORGANISMOS AUTARQUICOS | 108,561.16 | 695,745.70 | 86,480.47 | 890,787.33 | 87,565.68 | 978,353.01 | 167,639.52 | 702,152.33 |
| TOTAL PROVINCIAL | 1,741,265.64 | 14,547,904.46 | 496,892.06 | 16,786,062.15 | 1,506,858.98 | 18,292,921.13 | 4,561,167.68 | 11,990,487.82 |




PROVINCIA DE TIERRA DEL FUEGO
ADMINISTRACION PROVINCIAL
NOMINA DE PERSONAL: DEVENGADA

En Pesos

Mes de: FEBRERO de 1999

Planilla Nº 13

| ESCALAFONES | Aportes Patronales (1) | Remuneraciones (2) | Adicionales (3) | Sub Total (4)=(1)+(2)+(3) | Asignaciones Familiares (5) | Total (6)=(4)+(5) | Aportes Personales (7) | Sueldo Líquido (8)=(6)-(1)-(7) |
|--|------------------------|--------------------|-----------------|---------------------------|-----------------------------|-------------------|------------------------|--------------------------------|
| 1 JUSTICIA | 116.235.03 | 889.857.50 | 25.842.18 | 1.031.934.71 | 152.456.50 | 1.184.391.21 | 255.345.32 | 812.810.86 |
| 2 SEGURIDAD | 0.00 | 2.508.887.78 | 0.00 | 2.508.887.78 | 0.00 | 2.508.887.78 | 622.858.72 | 1.886.029.06 |
| 3 SALUD (Húmedos) | 321.851.46 | 2.372.363.12 | 0.00 | 2.694.214.58 | 711.897.20 | 3.406.111.78 | 931.664.30 | 2.152.596.02 |
| 4 VIAL | 33.074.71 | 230.290.20 | 18.441.13 | 281.806.03 | 24.297.97 | 306.104.00 | 75.598.84 | 197.430.45 |
| 5 GENERAL (Secos, Sat, Aeronáutica y Reti) | 437.765.98 | 3.233.433.48 | 0.00 | 3.671.199.46 | 1.280.633.52 | 4.951.832.98 | 1.322.730.10 | 3.191.336.90 |
| 6 LEGISLATIVO | 74.966.76 | 448.785.96 | 108.030.37 | 631.783.09 | 104.318.00 | 736.101.09 | 89.090.61 | 572.043.72 |
| 7 AUTORIDADES SUPERIORES | | | | 0.00 | | 0.00 | | 0.00 |
| 8 RESTO | 117.748.71 | 551.583.83 | 300.579.38 | 969.911.93 | 101.500.69 | 1.071.412.62 | 133.395.82 | 820.268.09 |
| 9 SUBTOTAL [suma (1) al (8)] | 1,101,642.65 | 10,235,201.87 | 452,893.06 | 11,789,737.58 | 2,375,103.88 | 14,164,841.46 | 3,430,683.71 | 9,632,515.10 |
| DOCENTES | | | | | | | | |
| 10 Titulares e Interinos - Primarios | 295.931.93 | 2.166.491.79 | 0.00 | 2.462.423.72 | 517.289.40 | 2.979.713.12 | 633.077.09 | 2.050.704.10 |
| 11 Titulares e Interinos - Secundarios | 229.419.62 | 1.687.919.96 | 0.00 | 1.917.339.58 | 270.675.53 | 2.188.015.11 | 395.901.58 | 1.562.693.91 |
| 12 Horas (en horas) Docentes Primarios | | | | 0.00 | | 0.00 | | 0.00 |
| 13 Cátedras (en Cargos) 12/30 Docentes S | | | | 0.00 | | 0.00 | | 0.00 |
| 14 Total [suma (10) al (13)] | 525.351.55 | 3.854.411.75 | 0.00 | 4.379.763.30 | 787.964.93 | 5.167.728.23 | 1.028.978.67 | 3.613.398.01 |
| 15 TOTAL [(9) + (14)] | 1,626,994.20 | 14,089,613.62 | 452,893.06 | 16,169,500.88 | 3,163,068.81 | 19,332,569.69 | 4,459,662.38 | 13,245,913.11 |
| Personal Transferido | | | | 0.00 | | 0.00 | | 0.00 |
| ORGANISMOS AUTARQUICOS | 110.542.74 | 709.479.44 | 87.696.18 | 907.718.36 | 143.605.56 | 1,051,323.92 | 171,336.59 | 769,444.59 |
| T O T A L P R O V I N C I A L | 1,737,536.94 | 14,799,093.06 | 540,589.24 | 17,077,219.24 | 3,306,674.37 | 20,383,893.61 | 4,630,998.97 | 14,015,357.69 |



PROVINCIA DE TIERRA DEL FUEGO

ADMINISTRACION PROVINCIAL


NOMINA DE PERSONAL: DEVENGADA

En Pesos

Mes de: MARZO de 1999

Planilla Nº 13

| ESCALAFONES | Aportes Patronales (1) | Remuneraciones (2) | Adicionales (3) | Sub Total (4)=(1)+(2)+(3) | Asignaciones Familiares (5) | Total (6)=(4)+(5) | Aportes Personales (7) | Sueldo Líquido (8)=(6)-(1)-(7) |
|--|---------------------------|-----------------------|--------------------|------------------------------|--------------------------------|----------------------|---------------------------|-----------------------------------|
| 1 JUSTICIA | 118,601.44 | 907,569.63 | 4,975.00 | 1,031,146.07 | 34,031.00 | 1,065,177.07 | 244,954.15 | 701,621.48 |
| 2 SEGURIDAD | 0.00 | 2,174,206.47 | 0.00 | 2,174,206.47 | 0.00 | 2,174,206.47 | 635,600.91 | 1,538,605.56 |
| 3 SALUD (Húmedos) | 318,826.25 | 2,347,274.80 | 0.00 | 2,666,101.05 | 157,914.50 | 2,824,015.55 | 910,687.47 | 1,594,501.83 |
| 4 VIAL | 26,265.90 | 182,882.33 | 14,644.81 | 223,793.05 | 19,295.95 | 243,089.00 | 60,035.96 | 156,787.14 |
| 5 GENERAL (Secos, Sat, Aeronáutica y Reti) | 439,104.76 | 3,252,678.00 | 0.00 | 3,691,782.76 | 279,940.90 | 3,971,723.66 | 1,291,544.77 | 2,241,074.13 |
| 6 LEGISLATIVO | 73,426.30 | 439,150.47 | 106,138.03 | 618,714.80 | 25,685.00 | 644,399.80 | 87,246.16 | 483,727.34 |
| 7 AUTORIDADES SUPERIORES | | | | 0.00 | | 0.00 | | 0.00 |
| 8 RESTO | 102,436.04 | 488,221.38 | 256,923.05 | 847,580.46 | 62,860.62 | 910,441.08 | 120,796.64 | 687,208.40 |
| 9 SUBTOTAL [suma (1) al (8)] | 1,078,660.69 | 9,791,983.08 | 382,680.89 | 11,253,324.66 | 579,727.97 | 11,833,052.63 | 3,350,866.06 | 7,403,525.88 |
| DOCENTES | | | | | | | | |
| 10 Titulares e Interinos - Primarios | 274,991.01 | 2,014,197.77 | 0.00 | 2,289,188.78 | 173,495.61 | 2,462,684.39 | 607,282.65 | 1,580,410.73 |
| 11 Titulares e Interinos - Secundarios | 222,758.34 | 1,635,209.45 | 0.00 | 1,857,967.79 | 78,547.38 | 1,936,515.17 | 394,519.36 | 1,319,237.47 |
| 12 Horas (en horas) Docentes Primarios | | | | 0.00 | | 0.00 | | 0.00 |
| 13 Cátedras (en Cargos) 12/30 Docentes S | | | | 0.00 | | 0.00 | | 0.00 |
| 14 Total [suma (10) al (13)] | 497,749.35 | 3,649,407.22 | 0.00 | 4,147,156.57 | 252,042.99 | 4,399,199.56 | 1,001,802.01 | 2,899,648.20 |
| 15 TOTAL [(9) + (14)] | 1,576,410.04 | 13,441,390.30 | 382,680.89 | 15,400,481.23 | 831,770.96 | 16,232,252.19 | 4,352,668.07 | 10,303,174.08 |
| Personal Transferido | | | | 0.00 | | 0.00 | | 0.00 |
| ORGANISMOS AUTARQUICOS | 100,431.87 | 633,510.32 | 86,273.39 | 820,215.57 | 65,038.16 | 885,253.73 | 156,789.53 | 628,032.33 |
| T O T A L P R O V I N C I A L | 1,676,841.91 | 14,074,900.61 | 468,954.28 | 16,220,696.81 | 896,809.11 | 17,117,505.92 | 4,509,457.60 | 10,931,206.41 |




PROVINCIA DE TIERRA DEL FUEGO
ADMINISTRACION PROVINCIAL
NOMINA DE PERSONAL: DEVENGADA

En Pesos

Mes de: ABRIL de 1999

Planilla Nº 13

| ESCALAFONES | Aportes Patronales (1) | Remuneraciones (2) | Adicionales (3) | Sub Total (4)=(1)+(2)+(3) | Asignaciones Familiares (5) | Total (6)=(4)+(5) | Aportes Personales (7) | Sueldo Líquido (8)=(6)-(1)-(7) |
|--|------------------------|--------------------|-----------------|---------------------------|-----------------------------|-------------------|------------------------|--------------------------------|
| 1 JUSTICIA | 119,000.68 | 913,978.06 | 2,064.75 | 1,035,043.49 | 33,512.50 | 1,068,555.99 | 240,630.56 | 708,924.75 |
| 2 SEGURIDAD | 0.00 | 2,277,897.86 | 0.00 | 2,277,897.86 | 0.00 | 2,277,897.86 | 679,588.90 | 1,598,308.96 |
| 3 SALUD (Húmedos) | 324,457.73 | 2,387,453.27 | 0.00 | 2,711,911.00 | 186,985.10 | 2,898,896.10 | 932,542.39 | 1,641,895.98 |
| 4 VIAL | 28,503.09 | 198,459.26 | 15,892.18 | 242,854.52 | 20,939.48 | 263,794.00 | 65,149.50 | 170,141.41 |
| 5 GENERAL (Secos, Sat, Aeronáutica y Reti) | 440,297.22 | 3,251,248.75 | 0.00 | 3,691,545.97 | 332,920.73 | 4,024,466.70 | 1,307,248.05 | 2,276,921.43 |
| 6 LEGISLATIVO | 75,758.26 | 463,634.03 | 105,591.63 | 644,983.92 | 26,262.00 | 671,245.92 | 89,595.45 | 505,892.21 |
| 7 AUTORIDADES SUPERIORES | | | | 0.00 | | 0.00 | | 0.00 |
| 8 RESTO | 103,840.87 | 491,180.92 | 263,912.40 | 858,934.20 | 60,437.11 | 919,371.31 | 122,401.29 | 693,129.15 |
| 9 SUBTOTAL [suma (1) al (8)] | 1,091,857.85 | 9,983,852.15 | 387,460.96 | 11,463,170.96 | 661,056.92 | 12,124,227.88 | 3,437,156.14 | 7,595,213.89 |
| DOCENTES | | | | | | | | |
| 10 Titulares e Interinos (Cargos) Primari | 295,931.02 | 2,165,332.33 | 0.00 | 2,461,263.35 | 176,889.35 | 2,638,152.70 | 647,311.71 | 1,694,909.97 |
| 11 Suplentes (Cargos) Primaria y Secund | 232,663.97 | 1,711,360.02 | 0.00 | 1,944,023.99 | 81,164.94 | 2,025,188.93 | 407,767.40 | 1,384,757.56 |
| 12 Horas (en horas) Docentes Primarios | | | | 0.00 | | 0.00 | | 0.00 |
| 13 Cátedras (en Cargos) 12/30 Docentes Secundarios | | | | 0.00 | | 0.00 | | 0.00 |
| 14 Total [suma (10) al (13)] | 528,594.99 | 3,876,692.35 | 0.00 | 4,405,287.34 | 258,054.29 | 4,663,341.63 | 1,055,079.11 | 3,079,667.53 |
| 15 TOTAL [(9) + (14)] | 1,620,452.84 | 13,860,544.50 | 387,460.96 | 15,868,458.30 | 919,111.21 | 16,787,569.51 | 4,492,235.25 | 10,674,881.42 |
| Personal Transferido | | | | 0.00 | | 0.00 | | 0.00 |
| ORGANISMOS AUTARQUICOS | 95,421.23 | 601,451.82 | 159,707.31 | 856,580.36 | 62,349.64 | 918,930.00 | 150,060.24 | 673,448.54 |
| T O T A L | 1,715,874.07 | 14,461,996.32 | 547,168.27 | 16,725,038.66 | 981,460.85 | 17,706,499.51 | 4,642,295.49 | 11,348,329.96 |




PROVINCIA DE TIERRA DEL FUEGO
ADMINISTRACION PROVINCIAL
NOMINA DE PERSONAL: DEVENGADA

En Pesos

Mes de: MAYO de 1999

Planilla Nº 13

| ESCALAFONES | Aportes Patronales (1) | Remuneraciones (2) | Adicionales (3) | Sub Total (4)=(1)+(2)+(3) | Asignaciones Familiares (5) | Total (6)=(4)+(5) | Aportes Personales (7) | Sueldo Líquido (8)=(6)-(1)-(7) |
|--|------------------------|--------------------|-----------------|---------------------------|-----------------------------|-------------------|------------------------|--------------------------------|
| 1 JUSTICIA | 118,096.55 | 905,959.44 | 1,500.00 | 1,025,555.99 | 33,558.50 | 1,059,114.49 | 238,534.78 | 702,483.16 |
| 2 SEGURIDAD | 0.00 | 2,210,895.90 | 0.00 | 2,210,895.90 | 0.00 | 2,210,895.90 | 680,208.77 | 1,530,687.13 |
| 3 SALUD (Húmedos) | 322,908.80 | 2,377,593.53 | 0.00 | 2,700,502.33 | 206,726.60 | 2,907,228.93 | 923,031.31 | 1,661,288.82 |
| 4 VIAL | 28,320.81 | 197,190.08 | 15,790.54 | 241,301.43 | 20,805.57 | 262,107.00 | 64,732.85 | 169,053.34 |
| 5 GENERAL (Secos, Sat, Aeronáutica y Reti) | 438,965.86 | 3,238,678.50 | 0.00 | 3,677,644.36 | 347,369.10 | 4,025,013.46 | 1,296,357.55 | 2,289,690.05 |
| 6 LEGISLATIVO | 74,523.14 | 448,175.32 | 105,395.36 | 628,093.82 | 23,124.00 | 651,217.82 | 88,132.44 | 488,562.24 |
| 7 AUTORIDADES SUPERIORES | | | | 0.00 | | 0.00 | | 0.00 |
| 8 RESTO | 105,886.10 | 496,576.46 | 269,761.82 | 872,224.38 | 61,351.22 | 933,575.60 | 124,217.94 | 703,471.56 |
| 9 SUBTOTAL [suma (1) al (8)] | 1,088,701.26 | 9,875,069.23 | 392,447.72 | 11,356,218.21 | 692,934.99 | 12,049,153.20 | 3,415,215.65 | 7,545,236.29 |
| DOCENTES | | | | | | | | |
| 10 Titulares e Interinos (Cargos) Primari | 315,579.65 | 2,308,177.58 | 0.00 | 2,623,757.23 | 545,009.45 | 3,168,766.68 | 664,843.62 | 2,188,343.41 |
| 11 Suplentes (Cargos) Primaria y Secund | 290,008.26 | 2,136,550.11 | 0.00 | 2,426,558.37 | 102,047.05 | 2,528,605.42 | 480,828.05 | 1,757,769.11 |
| 12 Horas (en horas) Docentes Primarios | | | | 0.00 | | 0.00 | | 0.00 |
| 13 Cátedras (en Cargos) 12/30 Docentes S | | | | 0.00 | | 0.00 | | 0.00 |
| 14 Total [suma (10) al (13)] | 605,587.91 | 4,444,727.69 | 0.00 | 5,050,315.60 | 647,056.50 | 5,697,372.10 | 1,145,671.67 | 3,946,112.52 |
| 15 TOTAL [(9) + (14)] | 1,694,289.17 | 14,319,796.92 | 392,447.72 | 16,406,533.81 | 1,339,991.49 | 17,746,525.30 | 4,560,887.32 | 11,491,348.81 |
| Personal Transferido | | | | 0.00 | | 0.00 | | 0.00 |
| ORGANISMOS AUTARQUICOS | 103,315.86 | 656,820.00 | 156,430.68 | 916,566.55 | 59,335.52 | 975,902.07 | 160,109.10 | 712,477.11 |
| T O T A L | 1,797,605.03 | 14,976,616.92 | 548,878.41 | 17,323,100.36 | 1,399,327.01 | 18,722,427.37 | 4,720,996.42 | 12,203,825.92 |



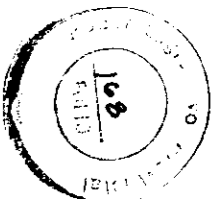
PROVINCIA DE TIERRA DEL FUEGO
ADMINISTRACION PROVINCIAL
NOMINA DE PERSONAL: DEVENGADA

En Pesos

Mes de: JUNIO de 1999

Planilla Nº 13

| ESCALAFONES | Aportes Patronales (1) | Remuneraciones (2) | Adicionales (3) | Sub Total (4)=(1)+(2)+(3) | Asignaciones Familiares (5) | Total (6)=(4)+(5) | Aportes Personales (7) | Sueldo Líquido (8)=(6)-(1)-(7) |
|--|------------------------|--------------------|-----------------|---------------------------|-----------------------------|-------------------|------------------------|--------------------------------|
| 1 JUSTICIA | 177,037.94 | 1,358,056.84 | 1,500.00 | 1,536,594.78 | 33,229.00 | 1,569,823.78 | 311,062.69 | 1,081,723.15 |
| 2 SEGURIDAD | 0.00 | 2,998,303.66 | 0.00 | 2,998,303.66 | 0.00 | 2,998,303.66 | 920,946.90 | 2,077,356.76 |
| 3 SALUD (Húmedos) | 495,590.46 | 3,658,766.33 | 0.00 | 4,154,356.79 | 171,577.54 | 4,325,934.33 | 1,186,448.32 | 2,643,895.55 |
| 4 VIAL | 28,696.82 | 199,808.18 | 16,000.20 | 244,505.20 | 21,081.80 | 265,587.00 | 65,592.31 | 171,297.86 |
| 5 GENERAL (Secos, Sat, Aeronáutica y Reti) | 661,408.79 | 4,905,647.40 | 0.00 | 5,567,056.19 | 280,678.26 | 5,847,734.45 | 1,619,781.57 | 3,566,544.09 |
| 6 LEGISLATIVO | 111,033.91 | 734,986.35 | 104,292.41 | 950,312.67 | 22,948.00 | 973,260.67 | 131,714.10 | 730,512.66 |
| 7 AUTORIDADES SUPERIORES | | | | 0.00 | | 0.00 | | 0.00 |
| 8 RESTO | 153,954.87 | 688,533.42 | 370,366.73 | 1,212,855.03 | 86,615.98 | 1,299,471.01 | 181,745.89 | 963,770.25 |
| 9 SUBTOTAL [suma (1) al (8)] | 1,627,722.80 | 14,544,102.18 | 492,159.34 | 16,663,984.32 | 616,130.58 | 17,280,114.90 | 4,417,291.78 | 11,235,100.32 |
| DOCENTES | | | | | | | | |
| 10 Titulares e Interinos (Cargos) Primari | 449,710.70 | 3,297,656.55 | 0.00 | 3,747,367.25 | 187,467.30 | 3,934,834.55 | 863,019.42 | 2,622,104.43 |
| 11 Suplentes (Cargos) Primaria y Secund | 391,316.44 | 2,893,252.53 | 0.00 | 3,284,568.97 | 77,817.89 | 3,362,386.86 | 622,211.16 | 2,348,859.26 |
| 12 Horas (en horas) Docentes Primarios | | | | 0.00 | | 0.00 | | 0.00 |
| 13 Cátedras (en Cargos) 12/30 Docentes S: | | | | 0.00 | | 0.00 | | 0.00 |
| 14 Total [suma (10) al (13)] | 841,027.14 | 6,190,909.08 | 0.00 | 7,031,936.22 | 265,285.19 | 7,297,221.41 | 1,485,230.58 | 4,970,963.69 |
| 15 TOTAL [(9) + (14)] | 2,468,749.94 | 20,735,011.26 | 492,159.34 | 23,695,920.54 | 881,415.77 | 24,577,336.31 | 5,902,522.36 | 16,206,064.01 |
| Personal Transferido | | | | 0.00 | | 0.00 | | 0.00 |
| ORGANISMOS AUTARQUICOS | 131,481.47 | 860,675.72 | 126,836.11 | 1,118,993.30 | 71,751.03 | 1,190,744.33 | 201,942.09 | 857,320.77 |
| T O T A L | 2,600,231.41 | 21,595,686.98 | 618,995.45 | 24,814,913.84 | 953,166.80 | 25,768,080.64 | 6,104,464.45 | 17,063,384.78 |



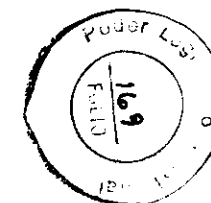
PROVINCIA DE TIERRA DEL FUEGO
ADMINISTRACION PROVINCIAL
NOMINA DE PERSONAL: DEVENGADA

En Pesos

Mes de: JULIO de 1999

Planilla Nº 13

| ESCALAFONES | Aportes Patronales (1) | Remuneraciones (2) | Adicionales (3) | Sub Total (4)=(1)+(2)+(3) | Asignaciones Familiares (5) | Total (6)=(4)+(5) | Aportes Personales (7) | Sueldo Líquido (8)=(6)-(1)-(7) |
|--|------------------------|--------------------|-----------------|---------------------------|-----------------------------|-------------------|------------------------|--------------------------------|
| 1 JUSTICIA | 117,891.00 | 904,243.70 | 2,736.55 | 1,024,871.25 | 33,135.00 | 1,058,006.25 | 236,712.62 | 703,402.63 |
| 2 SEGURIDAD | 0.00 | 2,237,994.47 | 0.00 | 2,237,994.47 | 0.00 | 2,237,994.47 | 685,285.58 | 1,552,708.89 |
| 3 SALUD (Húmedos) | 322,022.65 | 2,370,083.90 | 0.00 | 2,692,106.55 | 167,881.00 | 2,859,987.55 | 937,823.41 | 1,600,141.49 |
| 4 VIAL | 38,391.12 | 267,306.92 | 21,405.35 | 327,103.39 | 28,203.61 | 355,307.00 | 87,750.56 | 229,165.32 |
| 5 GENERAL (Secos, Sat, Aeronáutica y Reti) | 447,624.89 | 3,302,187.08 | 0.00 | 3,749,811.97 | 277,144.28 | 4,026,956.25 | 1,353,534.64 | 2,225,796.72 |
| 6 LEGISLATIVO | 73,669.90 | 446,724.54 | 103,700.65 | 624,095.09 | 24,224.00 | 648,319.09 | 87,117.45 | 487,531.74 |
| 7 AUTORIDADES SUPERIORES | | | | 0.00 | | 0.00 | | 0.00 |
| 8 RESTO | 107,847.68 | 504,973.13 | 276,880.39 | 889,701.19 | 61,589.69 | 951,290.88 | 126,956.41 | 716,486.80 |
| 9 SUBTOTAL [suma (1) al (8)] | 1,107,447.24 | 10,033,513.74 | 404,722.93 | 11,545,683.91 | 592,177.58 | 12,137,861.49 | 3,515,180.67 | 7,515,233.58 |
| DOCENTES | | | | | | | | |
| 10 Titulares e Interinos (Cargos) Primari | 309,516.86 | 2,251,358.13 | 0.00 | 2,560,874.99 | 180,888.17 | 2,741,763.16 | 671,970.64 | 1,760,275.66 |
| 11 Suplentes (Cargos) Primaria y Secund | 296,994.34 | 2,196,254.40 | 0.00 | 2,493,248.74 | 71,414.80 | 2,564,663.54 | 494,505.31 | 1,773,163.89 |
| 12 Horas (en horas) Docentes Primarios | | | | 0.00 | | 0.00 | | 0.00 |
| 13 Cátedras (en Cargos) 12/30 Docentes Secundarios | | | | 0.00 | | 0.00 | | 0.00 |
| 14 Total [suma (10) al (13)] | 606,511.20 | 4,447,612.53 | 0.00 | 5,054,123.73 | 252,302.97 | 5,306,426.70 | 1,166,475.95 | 3,533,439.55 |
| 15 TOTAL [(9) + (14)] | 1,713,958.44 | 14,481,126.27 | 404,722.93 | 16,599,807.64 | 844,480.55 | 17,444,288.19 | 4,681,656.62 | 11,048,673.13 |
| Personal Transferido | | | | 0.00 | | 0.00 | | 0.00 |
| ORGANISMOS AUTARQUICOS | 100,376.30 | 636,924.46 | 91,022.98 | 828,323.74 | 62,208.25 | 890,531.99 | 155,846.01 | 634,309.68 |
| T O T A L | 1,814,334.74 | 15,118,050.74 | 495,745.91 | 17,428,131.38 | 906,688.80 | 18,334,820.18 | 4,837,502.63 | 11,682,982.81 |




PROVINCIA DE TIERRA DEL FUEGO
ADMINISTRACION PROVINCIAL
NOMINA DE PERSONAL: DEVENGADA

En Pesos

Mes de: AGOSTO de 1999

Planilla Nº 13

| ESCALAFONES | Aportes Patronales (1) | Remuneraciones (2) | Adicionales (3) | Sub Total (4)=(1)+(2)+(3) | Asignaciones Familiares (5) | Total (6)=(4)+(5) | Aportes Personales (7) | Sueldo Liquido (8)=(6)-(1)-(7) |
|--|------------------------|--------------------|-----------------|---------------------------|-----------------------------|-------------------|------------------------|--------------------------------|
| 1 JUSTICIA | 118,486.68 | 908,655.99 | 12,813.39 | 1,039,956.06 | 34,800.00 | 1,074,756.06 | 236,970.88 | 719,298.50 |
| 2 SEGURIDAD | 0.00 | 2,221,255.91 | 0.00 | 2,221,255.91 | 0.00 | 2,221,255.91 | 690,725.30 | 1,530,530.61 |
| 3 SALUD (Húmedos) | 319,787.43 | 2,352,153.64 | 0.00 | 2,671,941.07 | 167,676.22 | 2,839,617.29 | 932,514.17 | 1,587,315.69 |
| 4 VIAL | 28,205.19 | 196,385.09 | 15,726.08 | 240,316.37 | 20,720.63 | 261,037.00 | 64,468.60 | 168,363.21 |
| 5 GENERAL (Secos, Sat, Aeronáutica y Reti) | 436,644.32 | 3,238,853.91 | 0.00 | 3,675,498.23 | 308,561.49 | 3,984,059.72 | 1,339,689.77 | 2,207,725.63 |
| 6 LEGISLATIVO | 73,991.81 | 443,010.92 | 104,525.35 | 621,528.08 | 23,960.00 | 645,488.08 | 87,694.03 | 483,802.24 |
| 7 AUTORIDADES SUPERIORES | | | | 0.00 | | 0.00 | | 0.00 |
| 8 RESTO | 107,651.23 | 504,346.85 | 276,100.77 | 888,098.85 | 62,121.27 | 950,220.12 | 126,729.25 | 715,839.64 |
| 9 SUBTOTAL [suma (1) al (8)] | 1,084,766.67 | 9,864,662.31 | 409,165.59 | 11,358,594.57 | 617,839.61 | 11,976,434.18 | 3,478,792.00 | 7,412,875.51 |
| DOCENTES | | | | | | | | |
| 10 Titulares e Interinos (Cargos) Primari | 312,151.64 | 2,266,193.20 | 0.00 | 2,578,344.84 | 166,730.57 | 2,745,075.41 | 678,209.44 | 1,754,714.33 |
| 11 Suplentes (Cargos) Primaria y Secund | 279,696.77 | 2,067,684.48 | 0.00 | 2,347,381.25 | 76,887.33 | 2,424,268.58 | 481,173.78 | 1,663,398.03 |
| 12 Horas (en horas) Docentes Primarios | | | | 0.00 | | 0.00 | | 0.00 |
| 13 Cátedras (en Cargos) 12/30 Docentes S | | | | 0.00 | | 0.00 | | 0.00 |
| 14 Total [suma (10) al (13)] | 591,848.41 | 4,333,877.68 | 0.00 | 4,925,726.09 | 243,617.90 | 5,169,343.99 | 1,159,383.22 | 3,418,112.36 |
| 15 TOTAL [(9) + (14)] | 1,676,615.08 | 14,198,539.99 | 409,165.59 | 16,284,320.66 | 861,457.51 | 17,145,778.17 | 4,638,175.22 | 10,830,987.87 |
| Personal Transferido | | | | 0.00 | | 0.00 | | 0.00 |
| ORGANISMOS AUTARQUICOS | 105,501.14 | 671,403.36 | 133,408.38 | 910,312.89 | 63,541.46 | 973,854.35 | 163,147.72 | 705,205.49 |
| T O T A L | 1,782,116.22 | 14,869,943.35 | 542,573.98 | 17,194,633.55 | 924,998.97 | 18,119,632.52 | 4,801,322.93 | 11,536,193.36 |



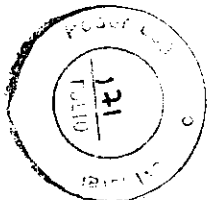
PROVINCIA DE TIERRA DEL FUEGO
ADMINISTRACION PROVINCIAL
NOMINA DE PERSONAL: DEVENGADA

En Pesos

Mes de: OCTUBRE de 1999

Planilla Nº 13

| ESCALAFONES | Aportes Patronales (1) | Remuneraciones (2) | Adicionales (3) | Sub Total (4)=(1)+(2)+(3) | Asignaciones Familiares (5) | Total (6)=(4)+(5) | Aportes Personales (7) | Sueldo Líquido (8)=(6)-(1)-(7) |
|--|------------------------|----------------------|-------------------|---------------------------|-----------------------------|----------------------|------------------------|--------------------------------|
| 1 JUSTICIA | 119,121.30 | 913,893.19 | 15,970.58 | 1,048,985.07 | 34,244.50 | 1,083,229.57 | 240,372.76 | 723,735.51 |
| 2 SEGURIDAD | 0.00 | 2,172,436.90 | 0.00 | 2,172,436.90 | 0.00 | 2,172,436.90 | 690,174.64 | 1,482,262.26 |
| 3 SALUD (Húmedos) | 317,198.85 | 2,331,360.64 | 0.00 | 2,648,559.49 | 164,828.70 | 2,813,388.19 | 895,876.64 | 1,600,312.70 |
| 4 VIAL | 28,498.77 | 198,429.16 | 15,889.77 | 242,817.70 | 20,936.30 | 263,754.00 | 65,139.62 | 170,115.62 |
| 5 GENERAL (Secos, Sat, Aeronáutica y Reti) | 426,699.18 | 3,149,642.45 | 0.00 | 3,576,341.63 | 278,559.80 | 3,854,901.43 | 1,277,574.84 | 2,150,627.41 |
| 6 LEGISLATIVO | 74,155.45 | 449,090.72 | 103,736.63 | 626,982.80 | 21,624.00 | 648,606.80 | 87,722.86 | 486,728.49 |
| 7 AUTORIDADES SUPERIORES | | | | 0.00 | | 0.00 | | 0.00 |
| 8 RESTO | 105,719.77 | 495,582.88 | 273,205.32 | 874,507.98 | 60,818.08 | 935,326.06 | 124,835.77 | 704,770.52 |
| 9 SUBTOTAL [suma (1) al (8)] | 1,071,393.32 | 9,710,435.94 | 408,802.30 | 11,190,631.56 | 581,011.39 | 11,771,642.95 | 3,381,697.12 | 7,318,552.51 |
| DOCENTES | | | | | | | | |
| 10 Titulares e Interinos (Cargos) Primari | 305,357.85 | 2,211,174.93 | 0.00 | 2,516,532.78 | 172,246.79 | 2,688,779.57 | 665,087.91 | 1,718,333.81 |
| 11 Suplentes (Cargos) Primaria y Secund | 283,882.30 | 2,095,812.55 | 0.00 | 2,379,694.85 | 77,796.03 | 2,457,490.88 | 483,177.26 | 1,690,431.32 |
| 12 Horas (en horas) Docentes Primarios | | | | 0.00 | | 0.00 | | 0.00 |
| 13 Cátedras (en Cargos) 12/30 Docentes Secundarios | | | | 0.00 | | 0.00 | | 0.00 |
| 14 Total [suma (10) al (13)] | 589,240.15 | 4,306,987.48 | 0.00 | 4,896,227.63 | 250,042.82 | 5,146,270.45 | 1,148,265.17 | 3,408,765.13 |
| 15 TOTAL [(9) + (14)] | 1,660,633.47 | 14,017,423.42 | 408,802.30 | 16,086,859.19 | 831,054.21 | 16,917,913.40 | 4,529,962.29 | 10,727,317.64 |
| Personal Transferido | | | | 0.00 | | 0.00 | | 0.00 |
| ORGANISMOS AUTARQUICOS | 101,124.88 | 642,808.90 | 137,837.60 | 881,771.38 | 60,890.53 | 942,661.91 | 157,954.87 | 683,582.16 |
| T O T A L | 1,761,758.35 | 14,660,232.32 | 546,639.90 | 16,968,630.57 | 891,944.74 | 17,860,575.31 | 4,687,917.16 | 11,410,899.80 |




PROVINCIA DE TIERRA DEL FUEGO
ADMINISTRACION PROVINCIAL
NOMINA DE PERSONAL: DEVENGADA

En Pesos

Mes de: **NOVIEMBRE** de 1999

Planilla N° 13

| ESCALAFONES | Aportes Patronales (1) | Remuneraciones (2) | Adicionales (3) | Sub Total (4)=(1)+(2)+(3) | Asignaciones Familiares (5) | Total (6)=(4)+(5) | Aportes Personales (7) | Sueldo Líquido (8)=(6)-(1)-(7) |
|--|------------------------|--------------------|-----------------|---------------------------|-----------------------------|-------------------|------------------------|--------------------------------|
| 1 JUSTICIA | 118,283.39 | 906,862.03 | 6,501.18 | 1,031,646.60 | 34,662.50 | 1,066,309.10 | 240,042.70 | 707,983.01 |
| 2 SEGURIDAD | 0.00 | 2,179,783.02 | 0.00 | 2,179,783.02 | 0.00 | 2,179,783.02 | 699,097.16 | 1,480,685.86 |
| 3 SALUD (Húmedos) | 312,020.15 | 2,289,987.39 | 0.00 | 2,602,007.54 | 164,177.60 | 2,766,185.14 | 875,431.49 | 1,578,733.50 |
| 4 VIAL | 29,533.35 | 205,632.69 | 16,466.61 | 251,632.65 | 21,696.35 | 273,329.00 | 67,504.36 | 176,291.28 |
| 5 GENERAL (Secos, Sat, Aeronáutica y Reti) | 417,239.19 | 3,080,125.83 | 0.00 | 3,497,365.02 | 311,761.37 | 3,809,126.39 | 1,238,673.29 | 2,153,213.91 |
| 6 LEGISLATIVO | 73,080.29 | 445,709.96 | 103,567.33 | 622,357.58 | 21,928.00 | 644,285.58 | 86,204.21 | 485,001.08 |
| 7 AUTORIDADES SUPERIORES | | | | 0.00 | | 0.00 | | 0.00 |
| 8 RESTO | 106,090.93 | 496,286.07 | 275,205.80 | 877,582.80 | 61,164.09 | 938,746.89 | 125,271.33 | 707,384.63 |
| 9 SUBTOTAL [suma (1) al (8)] | 1,056,247.30 | 9,604,386.99 | 401,740.92 | 11,062,375.21 | 615,389.91 | 11,677,765.12 | 3,332,224.54 | 7,289,293.28 |
| DOCENTES | | | | | | | | |
| 10 Titulares e Interinos (Cargos) Primari | 229,861.91 | 1,645,982.43 | 0.00 | 1,875,844.34 | 178,674.59 | 2,054,518.93 | 540,428.56 | 1,284,228.46 |
| 11 Suplentes (Cargos) Primaria y Secund | 275,667.08 | 2,029,298.32 | 0.00 | 2,304,965.40 | 84,003.89 | 2,388,969.29 | 464,785.80 | 1,648,516.41 |
| 12 Horas (en horas) Docentes Primarios | | | | 0.00 | | 0.00 | | 0.00 |
| 13 Cátedras (en Cargos) 12/30 Docentes S | | | | 0.00 | | 0.00 | | 0.00 |
| 14 Total [suma (10) al (13)] | 505,528.99 | 3,675,280.75 | 0.00 | 4,180,809.74 | 262,678.48 | 4,443,488.22 | 1,005,214.36 | 2,932,744.87 |
| 15 TOTAL [(9) + (14)] | 1,561,776.29 | 13,279,667.74 | 401,740.92 | 15,243,184.95 | 878,068.39 | 16,121,253.34 | 4,337,438.90 | 10,222,038.15 |
| Personal Transferido | | | | 0.00 | | 0.00 | | 0.00 |
| ORGANISMOS AUTARQUICOS | 103,887.56 | 661,346.30 | 165,757.92 | 930,991.78 | 61,792.65 | 992,784.43 | 161,108.17 | 727,788.70 |
| T O T A L | 1,665,663.85 | 13,941,014.04 | 567,498.84 | 16,174,176.73 | 939,861.04 | 17,114,037.77 | 4,498,547.07 | 10,949,826.85 |




PROVINCIA DE TIERRA DEL FUEGO
ADMINISTRACION PROVINCIAL
NOMINA DE PERSONAL: DEVENGADA

En Pesos

Mes de: DICIEMBRE de 1999

Planilla Nº 13

| ESCALAFONES | Aportes Patronales (1) | Remuneraciones (2) | Adicionales (3) | Sub Total (4)=(1)+(2)+(3) | Asignaciones Familiares (5) | Total (6)=(4)+(5) | Aportes Personales (7) | Sueldo Líquido (8)=(6)-(1)-(7) |
|--|------------------------|--------------------|-----------------|---------------------------|-----------------------------|-------------------|------------------------|--------------------------------|
| 1 JUSTICIA | 178,473.93 | 1,367,654.76 | 7,190.18 | 1,553,318.87 | 35,412.50 | 1,588,731.37 | 322,175.54 | 1,088,081.90 |
| 2 SEGURIDAD | 0.00 | 2,147,218.89 | 0.00 | 2,147,218.89 | 0.00 | 2,147,218.89 | 727,563.64 | 1,419,655.25 |
| 3 SALUD (Húmedos) | 264,442.79 | 1,943,436.62 | 0.00 | 2,207,879.41 | 159,734.10 | 2,367,613.51 | 766,143.63 | 1,337,027.09 |
| 4 VIAL | 38,058.87 | 264,993.52 | 21,220.09 | 324,272.48 | 27,959.52 | 352,232.00 | 86,991.13 | 227,182.01 |
| 5 GENERAL (Secos, Sat, Aeronáutica y Reti) | 360,357.57 | 2,659,985.66 | 0.00 | 3,020,343.23 | 253,557.80 | 3,273,901.03 | 1,090,887.91 | 1,822,655.55 |
| 6 LEGISLATIVO | 108,008.05 | 813,075.87 | 99,032.27 | 1,020,116.19 | 21,796.00 | 1,041,912.19 | 127,703.89 | 806,200.25 |
| 7 AUTORIDADES SUPERIORES | | | | 0.00 | | 0.00 | | 0.00 |
| 8 RESTO | 123,300.59 | 606,686.52 | 291,444.19 | 1,021,431.31 | 65,202.20 | 1,086,633.51 | 145,258.58 | 818,074.34 |
| 9 SUBTOTAL [suma (1) al (8)] | 1,072,641.80 | 9,803,051.84 | 418,886.74 | 11,294,580.37 | 563,662.13 | 11,858,242.50 | 3,266,724.31 | 7,518,876.39 |
| DOCENTES | | | | | | | | |
| 10 Titulares e Interinos (Cargos) Primari | 200,802.05 | 1,454,935.33 | 0.00 | 1,655,737.38 | 155,798.05 | 1,811,535.43 | 470,463.80 | 1,140,269.58 |
| 11 Suplentes (Cargos) Primaria y Secund | 184,243.40 | 1,353,956.27 | 0.00 | 1,538,199.67 | 81,623.49 | 1,619,823.16 | 329,631.92 | 1,105,947.84 |
| 12 Horas (en horas) Docentes Primarios | | | | 0.00 | | 0.00 | | 0.00 |
| 13 Cátedras (en Cargos) 12/30 Docentes S | | | | 0.00 | | 0.00 | | 0.00 |
| 14 Total [suma (10) al (13)] | 385,045.45 | 2,808,891.60 | 0.00 | 3,193,937.05 | 237,421.54 | 3,431,358.59 | 800,095.72 | 2,246,217.42 |
| 15 TOTAL [(9) + (14)] | 1,457,687.25 | 12,611,943.44 | 418,886.74 | 14,488,517.42 | 801,083.67 | 15,289,601.09 | 4,066,820.03 | 9,765,093.81 |
| Personal Transferido | | | | 0.00 | | 0.00 | | 0.00 |
| ORGANISMOS AUTARQUICOS | 153,627.18 | 997,291.34 | 277,909.97 | 1,428,828.49 | 75,973.69 | 1,504,802.18 | 224,611.63 | 1,126,563.37 |
| T O T A L | 1,611,314.43 | 13,609,234.77 | 696,796.71 | 15,917,345.91 | 877,057.36 | 16,794,403.27 | 4,291,431.66 | 10,891,657.18 |



PROVINCIA DE TIERRA DEL FUEGO

ADMINISTRACION PROVINCIAL

NOMINA SALARIAL DEVENGADA

En Pesos

Mes de: ENERO de 1999

Planilla N° 13

| ESCALAFONES | Aportes Patronales (1) | Remuneraciones (2) | Adicionales (3) | Sub Total (4)=(1)+(2)+(3) | Asignaciones Familiares (5) | Total (6)=(4)+(5) | Aportes Personales (7) | Sueldo Líquido (8)=(6)-(1)-(7) |
|---------------------------------------|------------------------|--------------------|-----------------|---------------------------|-----------------------------|-------------------|------------------------|--------------------------------|
| 1 JUSTICIA | 114,024.29 | 874,640.38 | 18,538.76 | 1,007,203.43 | 65,111.00 | 1,072,314.43 | 239,344.39 | 718,945.75 |
| 2 SEGURIDAD | 0.00 | 2,194,957.73 | 0.00 | 2,194,957.73 | 0.00 | 2,194,957.73 | 611,305.15 | 1,583,652.58 |
| 3 SALUD (Húmedos) | 325,306.95 | 2,384,904.46 | 0.00 | 2,710,211.41 | 303,542.60 | 3,013,754.01 | 915,886.10 | 1,772,560.96 |
| 4 VIAL | 22,805.58 | 158,789.07 | 12,715.48 | 194,310.13 | 16,753.87 | 211,064.00 | 52,126.71 | 136,131.71 |
| 5 GENERAL (Secos, Sat, Aeronáutica y | 443,337.06 | 3,273,070.21 | 0.00 | 3,716,407.27 | 524,759.35 | 4,241,166.62 | 1,304,534.75 | 2,493,294.81 |
| 6 LEGISLATIVO | 74,663.52 | 453,593.95 | 108,368.69 | 636,626.16 | 64,792.00 | 701,418.16 | 89,914.02 | 536,840.62 |
| 7 AUTORIDADES SUPERIORES | | | | 0.00 | | 0.00 | | 0.00 |
| 8 RESTO | 215,908.84 | 1,205,742.46 | 357,269.13 | 1,778,920.43 | 156,353.18 | 1,935,273.61 | 288,017.38 | 1,431,347.39 |
| 9 SUBTOTAL [suma (1) al (8)] | 1,196,046.25 | 10,545,698.26 | 496,892.06 | 12,238,636.56 | 1,131,312.00 | 13,369,948.56 | 3,501,128.50 | 8,672,773.82 |
| DOCENTES | | | | | | | | |
| 10 Titulares e Interinos - Primarios | 310,553.85 | 2,268,938.33 | 0.00 | 2,579,492.18 | 251,440.64 | 2,830,932.82 | 656,671.97 | 1,863,707.00 |
| 11 Titulares e Interinos - Secundario | 234,665.54 | 1,733,267.87 | 0.00 | 1,967,933.41 | 124,106.34 | 2,092,039.75 | 403,367.21 | 1,454,007.00 |
| 12 Horas (en horas) Docentes Primar | | | | 0.00 | | 0.00 | | 0.00 |
| 13 Cátedras (en Cargos) 12/30 Docen | | | | 0.00 | | 0.00 | | 0.00 |
| 14 Total [suma (10) al (13)] | 545,219.39 | 4,002,206.20 | 0.00 | 4,547,425.59 | 375,546.98 | 4,922,972.57 | 1,060,039.18 | 3,317,714.00 |
| 15 TOTAL [(9) + (14)] | 1,741,265.64 | 14,547,904.46 | 496,892.06 | 16,786,062.15 | 1,506,858.98 | 18,292,921.13 | 4,561,167.68 | 11,990,487.82 |
| Personal Transferido | | | | 0.00 | | 0.00 | | 0.00 |
| T O T A L | 1,741,265.64 | 14,547,904.46 | 496,892.06 | 16,786,062.15 | 1,506,858.98 | 18,292,921.13 | 4,561,167.68 | 11,990,487.82 |

| | | | | | | | | |
|---------------------|-----------|--------------|------------|------------|-----------|------------|-----------|------------|
| I. P. Vivienda | 74,134.89 | 333,388.72 | 206,442.09 | 613,965.70 | 54,050.30 | 668,016.00 | 87,776.95 | 506,104.16 |
| InFueTur | 8,728.18 | 64,652.92 | | 73,381.10 | 3,538.21 | 76,919.31 | 10,344.48 | 57,846.65 |
| D. P. Puertos | 8,389.41 | 39,393.37 | 22,751.20 | 70,533.98 | 6,020.02 | 76,554.00 | 18,221.77 | 49,942.82 |
| D. P. Energía | 49,451.77 | 339,538.97 | 1,629.09 | 390,619.83 | 42,299.18 | 432,919.01 | 71,584.55 | 311,882.69 |
| D.P.O.S.S. | 29,003.78 | 214,842.60 | 3,208.11 | 247,054.48 | 23,663.52 | 270,718.00 | 34,374.82 | 207,339.41 |
| I. P. R. A. | 21,716.20 | 1,019,970.76 | 58,892.07 | 182,579.03 | 15,582.97 | 198,162.00 | 43,458.39 | 132,987.41 |
| Tribunal de Cuentas | 16,784.98 | 61,716.71 | 60,387.60 | 138,889.29 | 9,501.00 | 148,390.29 | 13,217.56 | 118,387.75 |
| Fiscalía | 7,699.63 | 50,238.41 | 3,958.97 | 61,897.01 | 1,697.99 | 63,595.00 | 9,038.87 | 46,856.50 |

| | | | | | | | | |
|------------------------|------------|--------------|------------|---------------|------------|---------------|--------------|--------------|
| Total Admin.Central | 988,556.45 | 9,470,234.14 | 0.00 | 10,458,790.59 | 900,306.33 | 11,359,096.92 | 2,975,879.08 | 7,394,661.39 |
| Total Otros Poderes | 213,172.42 | 1,440,189.45 | 191,254.02 | 1,844,615.89 | 141,101.99 | 1,985,717.88 | 351,514.84 | 1,421,030.62 |
| Total Descentralizados | 430,975.61 | 2,941,735.17 | 219,157.57 | 3,591,868.35 | 377,884.97 | 3,969,753.32 | 1,066,134.24 | 2,472,643.48 |
| Total Autárquicos | 108,561.16 | 695,745.70 | 86,480.47 | 890,787.33 | 87,565.68 | 978,353.01 | 167,639.52 | 702,152.33 |



PROVINCIA DE TIERRA DEL FUEGO
ADMINISTRACION PROVINCIAL
NOMINA SALARIAL DEVENGADA

En Pesos


Mes de: FEBRERO de 1999

Planilla N° 13

| ESCALAFONES | Aportes Patronales (1) | Remuneraciones (2) | Adicionales (3) | Sub Total (4)=(1)+(2)+(3) | Asignaciones Familiares (5) | Total (6)=(4)+(5) | Aportes Personales (7) | Sueldo Líquido (8)=(6)-(1)-(7) |
|---------------------------------------|------------------------|--------------------|-----------------|---------------------------|-----------------------------|-------------------|------------------------|--------------------------------|
| 1 JUSTICIA | 116,235.03 | 889,857.50 | 25,842.18 | 1,031,934.71 | 152,456.50 | 1,184,391.21 | 255,345.32 | 812,810.86 |
| 2 SEGURIDAD | 0.00 | 2,508,887.78 | 0.00 | 2,508,887.78 | 0.00 | 2,508,887.78 | 622,858.72 | 1,886,029.06 |
| 3 SALUD (Húmedos) | 321,851.46 | 2,372,363.12 | 0.00 | 2,694,214.58 | 711,897.20 | 3,406,111.78 | 931,664.30 | 2,152,596.02 |
| 4 VIAL | 33,074.71 | 230,290.20 | 18,441.13 | 281,806.03 | 24,297.97 | 306,104.00 | 75,598.84 | 197,430.45 |
| 5 GENERAL (Secos, Sat, Aeronáutica y | 437,765.98 | 3,233,433.48 | 0.00 | 3,671,199.46 | 1,280,633.52 | 4,951,832.98 | 1,322,730.10 | 3,191,336.90 |
| 6 LEGISLATIVO | 74,966.76 | 448,785.96 | 108,030.37 | 631,783.09 | 104,318.00 | 736,101.09 | 89,090.61 | 572,043.72 |
| 7 AUTORIDADES SUPERIORES | | | | 0.00 | | 0.00 | | 0.00 |
| 8 RESTO | 228,291.46 | 1,261,063.27 | 388,275.56 | 1,877,630.28 | 245,106.26 | 2,122,736.54 | 304,732.41 | 1,589,712.67 |
| 9 SUBTOTAL [suma (1) al (8)] | 1,212,185.39 | 10,944,681.31 | 540,589.24 | 12,697,455.94 | 2,518,709.44 | 15,216,165.38 | 3,602,020.30 | 10,401,959.68 |
| DOCENTES | | | | | | | | |
| 10 Titulares e Interinos - Primarios | 295,931.93 | 2,166,491.79 | 0.00 | 2,462,423.72 | 517,289.40 | 2,979,713.12 | 633,077.09 | 2,050,704.10 |
| 11 Titulares e Interinos - Secundario | 229,419.62 | 1,687,919.96 | 0.00 | 1,917,339.58 | 270,675.53 | 2,188,015.11 | 395,901.58 | 1,562,693.91 |
| 12 Horas (en horas) Docentes Primar | | | | 0.00 | | 0.00 | | 0.00 |
| 13 Cátedras (en Cargos) 12/30 Docen | | | | 0.00 | | 0.00 | | 0.00 |
| 14 Total [suma (10) al (13)] | 525,351.55 | 3,854,411.75 | 0.00 | 4,379,763.30 | 787,964.93 | 5,167,728.23 | 1,028,978.67 | 3,613,398.01 |
| 15 TOTAL [(9) + (14)] | 1,737,536.94 | 14,799,093.06 | 540,589.24 | 17,077,219.24 | 3,306,674.37 | 20,383,893.61 | 4,630,998.97 | 14,015,357.69 |
| Personal Transferido | | | | 0.00 | | 0.00 | | 0.00 |
| T O T A L | 1,737,536.94 | 14,799,093.06 | 540,589.24 | 17,077,219.24 | 3,306,674.37 | 20,383,893.61 | 4,630,998.97 | 14,015,357.69 |

| | | | | | | | | |
|---------------------|-----------|------------|------------|------------|-----------|------------|------------|------------|
| I. P. Vivienda | 85,286.16 | 383,536.57 | 237,494.81 | 706,317.54 | 62,180.46 | 768,498.00 | 100,980.23 | 582,231.62 |
| InFueTur | 8,676.97 | 64,273.85 | | 72,950.82 | 16,004.24 | 88,955.06 | 10,283.83 | 69,994.26 |
| D. P. Puertos | 9,025.57 | 42,380.53 | 24,476.40 | 75,882.49 | 6,476.51 | 82,359.00 | 19,603.51 | 53,729.92 |
| D. P. Energía | 50,339.61 | 346,896.08 | 1,068.99 | 398,304.68 | 97,509.24 | 495,813.92 | 73,357.57 | 372,116.74 |
| D.P.O.S.S. | 29,461.36 | 218,232.07 | 3,258.72 | 250,952.15 | 24,036.85 | 274,989.00 | 34,917.13 | 210,610.51 |
| I. P. R. A. | 21,716.20 | 101,970.76 | 58,892.07 | 182,579.03 | 15,582.97 | 198,162.00 | 43,458.39 | 132,987.41 |
| Tribunal de Cuentas | 16,085.96 | 53,535.00 | 59,125.60 | 128,746.56 | 21,618.00 | 150,364.56 | 13,092.89 | 121,185.71 |
| Fiscalía | 7,699.63 | 50,238.41 | 3,958.97 | 61,897.01 | 1,697.99 | 63,595.00 | 9,038.87 | 46,856.50 |

| | | | | | | | | |
|------------------------|------------|--------------|------------|---------------|--------------|---------------|--------------|--------------|
| Total Admin. Central | 963,117.53 | 9,596,733.01 | 0.00 | 10,559,850.54 | 2,068,598.45 | 12,628,448.99 | 2,974,567.49 | 8,690,763.97 |
| Total Otros Poderes | 214,987.38 | 1,442,416.87 | 196,957.12 | 1,854,361.37 | 280,090.49 | 2,134,451.86 | 366,567.69 | 1,552,896.79 |
| Total Descentralizados | 448,889.30 | 3,050,463.74 | 255,935.94 | 3,755,288.97 | 814,379.87 | 4,569,668.84 | 1,118,527.20 | 3,002,252.34 |
| Total Autárquicos | 110,542.74 | 709,479.44 | 87,696.18 | 907,718.36 | 143,605.56 | 1,051,323.92 | 171,336.59 | 769,444.59 |



PROVINCIA DE TIERRA DEL FUEGO

ADMINISTRACION PROVINCIAL

NOMINA SALARIAL DEVENGADA

En Pesos

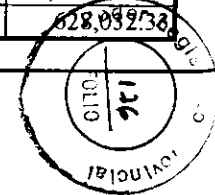
Mes de: MARZO de 1999

Planilla N° 13

| ESCALAFONES | Aportes Patronales (1) | Remuneraciones (2) | Adicionales (3) | Sub Total (4)=(1)+(2)+(3) | Asignaciones Familiares (5) | Total (6)=(4)+(5) | Aportes Personales (7) | Sueldo Líquido (8)=(6)-(1)-(7) |
|---------------------------------------|------------------------|--------------------|-----------------|---------------------------|-----------------------------|-------------------|------------------------|--------------------------------|
| 1 JUSTICIA | 118,601.44 | 907,569.63 | 4,975.00 | 1,031,146.07 | 34,031.00 | 1,065,177.07 | 244,954.15 | 701,621.48 |
| 2 SEGURIDAD | 0.00 | 2,174,206.47 | 0.00 | 2,174,206.47 | 0.00 | 2,174,206.47 | 635,600.91 | 1,538,605.56 |
| 3 SALUD (Húmedos) | 318,826.25 | 2,347,274.80 | 0.00 | 2,666,101.05 | 157,914.50 | 2,824,015.55 | 910,687.47 | 1,594,501.83 |
| 4 VIAL | 26,265.90 | 182,882.33 | 14,644.81 | 223,793.05 | 19,295.95 | 243,089.00 | 60,035.96 | 156,787.14 |
| 5 GENERAL (Secos, Sat, Aeronáutica y | 439,104.76 | 3,252,678.00 | 0.00 | 3,691,782.76 | 279,940.90 | 3,971,723.66 | 1,291,544.77 | 2,241,074.13 |
| 6 LEGISLATIVO | 73,426.30 | 439,150.47 | 106,138.03 | 618,714.80 | 25,685.00 | 644,399.80 | 87,246.16 | 483,727.34 |
| 7 AUTORIDADES SUPERIORES | | | | 0.00 | | 0.00 | | 0.00 |
| 8 RESTO | 202,867.91 | 1,121,731.69 | 343,196.44 | 1,667,796.04 | 127,898.77 | 1,795,694.81 | 277,586.17 | 1,315,240.73 |
| 9 SUBTOTAL [suma (1) al (8)] | 1,179,092.56 | 10,425,493.39 | 468,954.28 | 12,073,540.24 | 644,766.12 | 12,718,306.36 | 3,507,655.59 | 8,031,558.21 |
| DOCENTES | | | | | | | | |
| 10 Titulares e Interinos - Primarios | 274,991.01 | 2,014,197.77 | 0.00 | 2,289,188.78 | 173,495.61 | 2,462,684.39 | 607,282.65 | 1,580,410.73 |
| 11 Titulares e Interinos - Secundario | 222,758.34 | 1,635,209.45 | 0.00 | 1,857,967.79 | 78,547.38 | 1,936,515.17 | 394,519.36 | 1,319,237.47 |
| 12 Horas (en horas) Docentes Primar | | | | 0.00 | | 0.00 | | 0.00 |
| 13 Cátedras (en Cargos) 12/30 Docen | | | | 0.00 | | 0.00 | | 0.00 |
| 14 Total [suma (10) al (13)] | 497,749.35 | 3,649,407.22 | 0.00 | 4,147,156.57 | 252,042.99 | 4,399,199.56 | 1,001,802.01 | 2,899,648.20 |
| 15 TOTAL [(9) + (14)] | 1,676,841.91 | 14,074,900.61 | 468,954.28 | 16,220,696.81 | 896,809.11 | 17,117,505.92 | 4,509,457.60 | 10,931,206.41 |
| Personal Transferido | | | | 0.00 | | 0.00 | | 0.00 |
| T O T A L | 1,676,841.91 | 14,074,900.61 | 468,954.28 | 16,220,696.81 | 896,809.11 | 17,117,505.92 | 4,509,457.60 | 10,931,206.41 |

| | | | | | | | | |
|---------------------|-----------|------------|------------|------------|-----------|------------|-----------|------------|
| I. P. Vivienda | 70,128.93 | 315,373.68 | 195,286.76 | 580,789.37 | 51,129.63 | 631,919.00 | 83,033.82 | 478,756.25 |
| InFueTur | 8,809.19 | 65,253.27 | | 74,062.46 | 3,247.00 | 77,309.46 | 10,440.54 | 58,059.73 |
| D. P. Puertos | 8,447.38 | 39,665.59 | 22,908.41 | 71,021.38 | 6,061.62 | 77,083.00 | 18,347.69 | 50,287.93 |
| D. P. Energía | 46,128.29 | 313,059.36 | 1,802.78 | 360,990.43 | 23,698.30 | 384,688.73 | 66,373.12 | 272,187.32 |
| D.P.O.S.S. | 24,139.99 | 178,814.61 | 2,670.13 | 205,624.73 | 19,695.27 | 225,320.00 | 28,610.34 | 172,569.67 |
| I. P. R. A. | 21,716.20 | 10,970.76 | 58,892.07 | 182,579.03 | 15,582.97 | 198,162.00 | 43,458.39 | 132,987.41 |
| Tribunal de Cuentas | 15,798.29 | 57,356.01 | 57,677.32 | 130,831.62 | 6,786.00 | 137,617.62 | 18,283.41 | 103,535.92 |
| Fiscalía | 7,699.63 | 50,238.41 | 3,958.97 | 61,897.01 | 1,697.99 | 63,595.00 | 9,038.87 | 46,856.50 |

| | | | | | | | | |
|------------------------|------------|--------------|------------|---------------|------------|---------------|--------------|--------------|
| Total Admin. Central | 936,854.11 | 9,076,291.69 | 0.00 | 10,013,145.80 | 531,983.89 | 10,545,129.69 | 2,928,947.69 | 6,679,327.89 |
| Total Otros Poderes | 215,525.66 | 1,454,314.52 | 172,749.32 | 1,842,589.50 | 68,199.99 | 1,910,789.49 | 359,522.59 | 1,335,741.24 |
| Total Descentralizados | 424,030.27 | 2,910,784.09 | 209,931.57 | 3,544,745.93 | 231,587.08 | 3,776,333.01 | 1,064,197.79 | 2,288,104.95 |
| Total Autárquicos | 100,431.87 | 633,510.32 | 86,273.39 | 820,215.57 | 65,038.16 | 885,253.73 | 156,789.53 | 628,032.38 |



PROVINCIA DE TIERRA DEL FUEGO
ADMINISTRACION PROVINCIAL
NOMINA SALARIAL DEVENGADA

En Pesos

Mes de: ABRIL de 1999

Planilla N° 13

| ESCALAFONES | Aportes Patronales (1) | Remuneraciones (2) | Adicionales (3) | Sub Total (4)=(1)+(2)+(3) | Asignaciones Familiares (5) | Total (6)=(4)+(5) | Aportes Personales (7) | Sueldo Líquido (8)=(6)-(1)-(7) |
|---------------------------------------|------------------------|----------------------|-------------------|---------------------------|-----------------------------|----------------------|------------------------|--------------------------------|
| 1 JUSTICIA | 119,000.68 | 913,978.06 | 2,064.75 | 1,035,043.49 | 33,512.50 | 1,068,555.99 | 240,630.56 | 708,924.75 |
| 2 SEGURIDAD | 0.00 | 2,277,897.86 | 0.00 | 2,277,897.86 | 0.00 | 2,277,897.86 | 679,588.90 | 1,598,308.96 |
| 3 SALUD (Húmedos) | 324,457.73 | 2,387,453.27 | 0.00 | 2,711,911.00 | 186,985.10 | 2,898,896.10 | 932,542.39 | 1,641,895.98 |
| 4 VIAL | 28,503.09 | 198,459.26 | 15,892.18 | 242,854.52 | 20,939.48 | 263,794.00 | 65,149.50 | 170,141.41 |
| 5 GENERAL (Secos, Sat, Aeronáutica y | 440,297.22 | 3,251,248.75 | 0.00 | 3,691,545.97 | 332,920.73 | 4,024,466.70 | 1,307,248.05 | 2,276,921.43 |
| 6 LEGISLATIVO | 75,758.26 | 463,634.03 | 105,591.63 | 644,983.92 | 26,262.00 | 671,245.92 | 89,595.45 | 505,892.21 |
| 7 AUTORIDADES SUPERIORES | | | | 0.00 | | 0.00 | | 0.00 |
| 8 RESTO | 199,262.10 | 1,092,632.74 | 423,619.71 | 1,715,514.55 | 122,786.76 | 1,838,301.31 | 272,461.53 | 1,366,577.68 |
| 9 SUBTOTAL [suma (1) al (8)] | 1,187,279.08 | 10,585,303.97 | 547,168.27 | 12,319,751.32 | 723,406.56 | 13,043,157.88 | 3,587,216.38 | 8,268,662.43 |
| DOCENTES | | | | | | | | |
| 10 Titulares e Interinos (Cargos) Pri | 295,931.02 | 2,165,332.33 | 0.00 | 2,461,263.35 | 176,889.35 | 2,638,152.70 | 647,311.71 | 1,694,909.97 |
| 11 Suplentes (Cargos) Primaria y Sec | 232,663.97 | 1,711,360.02 | 0.00 | 1,944,023.99 | 81,164.94 | 2,025,188.93 | 407,767.40 | 1,384,757.56 |
| 12 Horas (en horas) Docentes Primar | | | | 0.00 | | 0.00 | | 0.00 |
| 13 Cátedras (en Cargos) 12/30 Docen | | | | 0.00 | | 0.00 | | 0.00 |
| 14 Total [suma (10) al (13)] | 528,594.99 | 3,876,692.35 | 0.00 | 4,405,287.34 | 258,054.29 | 4,663,341.63 | 1,055,079.11 | 3,079,667.53 |
| 15 TOTAL [(9) + (14)] | 1,715,874.07 | 14,461,996.32 | 547,168.27 | 16,725,038.66 | 981,460.85 | 17,706,499.51 | 4,642,295.49 | 11,348,329.96 |
| Personal Transferido | | | | 0.00 | | 0.00 | | 0.00 |
| T O T A L | 1,715,874.07 | 14,461,996.32 | 547,168.27 | 16,725,038.66 | 981,460.85 | 17,706,499.51 | 4,642,295.49 | 11,348,329.96 |

| | | | | | | | | |
|---------------------|-----------|------------|------------|------------|-----------|------------|-----------|------------|
| I. P. Vivienda | 70,014.40 | 314,858.64 | 194,967.83 | 579,840.87 | 51,046.13 | 630,887.00 | 82,898.22 | 477,974.38 |
| InFueTur | 8,894.71 | 65,886.87 | | 74,781.58 | 2,727.00 | 77,508.58 | 10,541.92 | 58,071.95 |
| D. P. Puertos | 8,056.92 | 37,832.13 | 21,849.52 | 67,738.57 | 5,781.43 | 73,520.00 | 17,499.60 | 47,963.48 |
| D. P. Energía | 42,355.45 | 289,110.93 | 76,389.32 | 407,855.70 | 21,981.30 | 429,837.00 | 61,496.17 | 325,985.38 |
| D.P.O.S.S. | 23,292.65 | 172,538.01 | 2,576.40 | 198,407.06 | 19,003.94 | 217,411.00 | 27,606.08 | 166,512.27 |
| I. P. R. A. | 21,716.20 | 101,770.76 | 58,892.07 | 182,579.03 | 15,582.97 | 198,162.00 | 43,458.39 | 132,987.41 |
| Tribunal de Cuentas | 17,232.13 | 60,197.00 | 64,985.60 | 142,414.73 | 4,966.00 | 147,380.73 | 19,922.29 | 110,226.31 |
| Fiscalía | 7,699.63 | 50,238.41 | 3,958.97 | 61,897.01 | 1,697.99 | 63,595.00 | 9,038.87 | 46,856.50 |

| | | | | | | | | |
|------------------------|------------|--------------|------------|---------------|------------|---------------|--------------|--------------|
| Total Admin. Central | 968,892.21 | 9,405,838.96 | 0.00 | 10,374,731.17 | 590,975.02 | 10,965,706.19 | 3,041,916.06 | 6,954,897.92 |
| Total Otros Poderes | 219,690.70 | 1,488,047.50 | 176,600.95 | 1,884,339.15 | 66,438.49 | 1,950,777.64 | 359,187.17 | 1,371,899.77 |
| Total Descentralizados | 431,869.93 | 2,966,658.04 | 210,860.01 | 3,609,387.98 | 261,697.70 | 3,871,085.68 | 1,091,132.02 | 2,348,083.73 |
| Total Autárquicos | 95,421.23 | 601,451.82 | 159,707.31 | 856,580.36 | 62,349.64 | 918,930.00 | 150,060.24 | 673,448.54 |



PROVINCIA DE TIERRA DEL FUEGO

ADMINISTRACION PROVINCIAL
NOMINA SALARIAL DEVENGADA

En Pesos

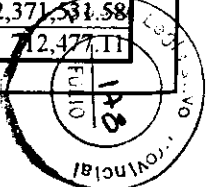
Mes de: MAYO de 1999

Planilla Nº 13

| ESCALAFONES | Aportes Patronales (1) | Remuneraciones (2) | Adicionales (3) | Sub Total (4)=(1)+(2)+(3) | Asignaciones Familiares (5) | Total (6)=(4)+(5) | Aportes Personales (7) | Sueldo Líquido (8)=(6)-(1)-(7) |
|---------------------------------------|------------------------|----------------------|-------------------|---------------------------|-----------------------------|----------------------|------------------------|--------------------------------|
| 1 JUSTICIA | 118,096.55 | 905,959.44 | 1,500.00 | 1,025,555.99 | 33,558.50 | 1,059,114.49 | 238,534.78 | 702,483.16 |
| 2 SEGURIDAD | 0.00 | 2,210,895.90 | 0.00 | 2,210,895.90 | 0.00 | 2,210,895.90 | 680,208.77 | 1,530,687.13 |
| 3 SALUD (Húmedos) | 322,908.80 | 2,377,593.53 | 0.00 | 2,700,502.33 | 206,726.60 | 2,907,228.93 | 923,031.31 | 1,661,288.82 |
| 4 VIAL | 28,320.81 | 197,190.08 | 15,790.54 | 241,301.43 | 20,805.57 | 262,107.00 | 64,732.85 | 169,053.34 |
| 5 GENERAL (Secos, Sat, Aeronáutica y | 438,965.86 | 3,238,678.50 | 0.00 | 3,677,644.36 | 347,369.10 | 4,025,013.46 | 1,296,357.55 | 2,289,690.05 |
| 6 LEGISLATIVO | 74,523.14 | 448,175.32 | 105,395.36 | 628,093.82 | 23,124.00 | 651,217.82 | 88,132.44 | 488,562.24 |
| 7 AUTORIDADES SUPERIORES | | | | 0.00 | | 0.00 | | 0.00 |
| 8 RESTO | 209,201.96 | 1,153,396.46 | 426,192.50 | 1,788,790.93 | 120,686.74 | 1,909,477.67 | 284,327.04 | 1,415,948.66 |
| 9 SUBTOTAL [suma (1) al (8)] | 1,192,017.12 | 10,531,889.23 | 548,878.41 | 12,272,784.76 | 752,270.51 | 13,025,055.27 | 3,575,324.75 | 8,257,713.40 |
| DOCENTES | | | | | | | | |
| 10 Titulares e Interinos (Cargos) Pri | 315,579.65 | 2,308,177.58 | 0.00 | 2,623,757.23 | 545,009.45 | 3,168,766.68 | 664,843.62 | 2,188,343.41 |
| 11 Suplentes (Cargos) Primaria y Sec | 290,008.26 | 2,136,550.11 | 0.00 | 2,426,558.37 | 102,047.05 | 2,528,605.42 | 480,828.05 | 1,757,769.11 |
| 12 Horas (en horas) Docentes Primar | | | | 0.00 | | 0.00 | | 0.00 |
| 13 Cátedras (en Cargos) 12/30 Docen | | | | 0.00 | | 0.00 | | 0.00 |
| 14 Total [suma (10) al (13)] | 605,587.91 | 4,444,727.69 | 0.00 | 5,050,315.60 | 647,056.50 | 5,697,372.10 | 1,145,671.67 | 3,946,112.52 |
| 15 TOTAL [(9) + (14)] | 1,797,605.03 | 14,976,616.92 | 548,878.41 | 17,323,100.36 | 1,399,327.01 | 18,722,427.37 | 4,720,996.42 | 12,203,825.92 |
| Personal Transferido | | | | 0.00 | | 0.00 | | 0.00 |
| T O T A L | 1,797,605.03 | 14,976,616.92 | 548,878.41 | 17,323,100.36 | 1,399,327.01 | 18,722,427.37 | 4,720,996.42 | 12,203,825.92 |

| | | | | | | | | |
|---------------------|-----------|------------|------------|------------|-----------|------------|-----------|------------|
| I. P. Vivienda | 70,777.15 | 318,288.77 | 197,091.85 | 586,157.77 | 51,602.23 | 637,760.00 | 83,801.32 | 483,181.52 |
| InFueTur | 8,861.95 | 65,643.95 | | 74,505.90 | 2,867.00 | 77,372.90 | 10,503.05 | 58,007.90 |
| D. P. Puertos | 8,028.76 | 37,699.88 | 21,773.14 | 67,501.78 | 5,761.22 | 73,263.00 | 17,438.43 | 47,795.81 |
| D. P. Energía | 51,425.79 | 353,111.64 | 73,316.00 | 477,853.43 | 19,923.64 | 497,777.07 | 72,966.25 | 373,385.03 |
| D.P.O.S.S. | 22,145.11 | 164,037.72 | 2,449.47 | 188,632.31 | 18,067.69 | 206,700.00 | 26,246.04 | 158,308.85 |
| I. P. R. A. | 21,716.20 | 101,570.76 | 58,892.07 | 182,579.03 | 15,582.97 | 198,162.00 | 43,458.39 | 132,987.41 |
| Tribunal de Cuentas | 18,547.37 | 62,405.33 | 68,711.00 | 149,663.70 | 5,184.00 | 154,847.70 | 20,874.70 | 115,425.63 |
| Fiscalía | 7,699.63 | 50,238.41 | 3,958.97 | 61,897.01 | 1,697.99 | 63,595.00 | 9,038.87 | 46,856.50 |

| | | | | | | | | |
|------------------------|--------------|--------------|------------|---------------|------------|---------------|--------------|--------------|
| Total Admin.Central | 1,044,553.77 | 9,894,302.09 | 0.00 | 10,938,855.86 | 994,425.60 | 11,933,281.46 | 3,122,237.99 | 7,766,489.70 |
| Total Otros Poderes | 218,866.69 | 1,466,778.50 | 179,565.33 | 1,865,210.52 | 63,564.49 | 1,928,775.01 | 356,580.79 | 1,353,327.53 |
| Total Descentralizados | 430,868.71 | 2,958,716.33 | 212,882.39 | 3,602,467.43 | 282,001.40 | 3,884,468.83 | 1,082,068.54 | 2,371,531.58 |
| Total Autárquicos | 103,315.86 | 656,820.00 | 156,430.68 | 916,566.55 | 59,335.52 | 975,902.07 | 160,109.10 | 712,477.11 |



PROVINCIA DE TIERRA DEL FUEGO

ADMINISTRACION PROVINCIAL
NOMINA SALARIAL DEVENGADA

En Pesos

Mes de: JUNIO de 1999

Planilla Nº 13

| ESCALAFONES | Aportes Patronales (1) | Remuneraciones (2) | Adicionales (3) | Sub Total (4)=(1)+(2)+(3) | Asignaciones Familiares (5) | Total (6)=(4)+(5) | Aportes Personales (7) | Sueldo Líquido (8)=(6)-(1)-(7) |
|---------------------------------------|------------------------|--------------------|-----------------|---------------------------|-----------------------------|-------------------|------------------------|--------------------------------|
| 1 JUSTICIA | 177,037.94 | 1,358,056.84 | 1,500.00 | 1,536,594.78 | 33,229.00 | 1,569,823.78 | 311,062.69 | 1,081,723.15 |
| 2 SEGURIDAD | 0.00 | 2,998,303.66 | 0.00 | 2,998,303.66 | 0.00 | 2,998,303.66 | 920,946.90 | 2,077,356.76 |
| 3 SALUD (Húmedos) | 495,590.46 | 3,658,766.33 | 0.00 | 4,154,356.79 | 171,577.54 | 4,325,934.33 | 1,186,448.32 | 2,643,895.55 |
| 4 VIAL | 28,696.82 | 199,808.18 | 16,000.20 | 244,505.20 | 21,081.80 | 265,587.00 | 65,592.31 | 171,297.86 |
| 5 GENERAL (Secos, Sat, Aeronáutica y | 661,408.79 | 4,905,647.40 | 0.00 | 5,567,056.19 | 280,678.26 | 5,847,734.45 | 1,619,781.57 | 3,566,544.09 |
| 6 LEGISLATIVO | 111,033.91 | 734,986.35 | 104,292.41 | 950,312.67 | 22,948.00 | 973,260.67 | 131,714.10 | 730,512.66 |
| 7 AUTORIDADES SUPERIORES | | | | 0.00 | | 0.00 | | 0.00 |
| 8 RESTO | 285,436.34 | 1,549,209.14 | 497,202.85 | 2,331,848.33 | 158,367.01 | 2,490,215.34 | 383,687.98 | 1,821,091.02 |
| 9 SUBTOTAL [suma (1) al (8)] | 1,759,204.27 | 15,404,777.90 | 618,995.45 | 17,782,977.62 | 687,881.61 | 18,470,859.23 | 4,619,233.87 | 12,092,421.09 |
| DOCENTES | | | | | | | | |
| 10 Titulares e Interinos (Cargos) Pri | 449,710.70 | 3,297,656.55 | 0.00 | 3,747,367.25 | 187,467.30 | 3,934,834.55 | 863,019.42 | 2,622,104.43 |
| 11 Suplentes (Cargos) Primaria y Sec | 391,316.44 | 2,893,252.53 | 0.00 | 3,284,568.97 | 77,817.89 | 3,362,386.86 | 622,211.16 | 2,348,859.26 |
| 12 Horas (en horas) Docentes Primar | | | | 0.00 | | 0.00 | | 0.00 |
| 13 Cátedras (en Cargos) 12/30 Docen | | | | 0.00 | | 0.00 | | 0.00 |
| 14 Total [suma (10) al (13)] | 841,027.14 | 6,190,909.08 | 0.00 | 7,031,936.22 | 265,285.19 | 7,297,221.41 | 1,485,230.58 | 4,970,963.69 |
| 15 TOTAL [(9) + (14)] | 2,600,231.41 | 21,595,686.98 | 618,995.45 | 24,814,913.84 | 953,166.80 | 25,768,080.64 | 6,104,464.45 | 17,063,384.78 |
| Personal Transferido | | | | 0.00 | | 0.00 | | 0.00 |
| T O T A L | 2,600,231.41 | 21,595,686.98 | 618,995.45 | 24,814,913.84 | 953,166.80 | 25,768,080.64 | 6,104,464.45 | 17,063,384.78 |

| | | | | | | | | |
|---------------------|------------|------------|------------|------------|-----------|------------|------------|------------|
| I. P. Vivienda | 105,211.98 | 473,144.12 | 292,981.90 | 871,338.01 | 76,707.99 | 948,046.00 | 124,572.74 | 718,261.28 |
| InFueTur | 13,723.34 | 101,653.89 | | 115,377.23 | 3,064.00 | 118,441.23 | 16,264.63 | 88,453.26 |
| D. P. Puertos | 11,519.80 | 54,092.43 | 31,240.48 | 96,852.70 | 8,266.30 | 105,119.00 | 25,020.96 | 68,578.25 |
| D. P. Energía | 64,889.81 | 457,533.78 | 33,014.10 | 555,437.69 | 20,687.64 | 576,125.33 | 93,930.15 | 417,305.37 |
| D.P.O.S.S. | 33,355.66 | 247,078.75 | 3,689.47 | 284,123.88 | 27,214.12 | 311,338.00 | 39,532.60 | 238,449.74 |
| I. P. R. A. | 21,716.20 | 101,970.76 | 58,892.07 | 182,579.03 | 15,582.97 | 198,162.00 | 43,458.39 | 132,987.41 |
| Tribunal de Cuentas | 27,319.92 | 63,497.00 | 73,425.86 | 164,242.78 | 5,146.00 | 169,388.78 | 31,869.65 | 110,199.21 |
| Fiscalía | 7,699.63 | 50,238.41 | 3,958.97 | 61,897.01 | 1,697.99 | 63,595.00 | 9,038.87 | 46,856.50 |

| | | | | | | | | |
|------------------------|--------------|---------------|------------|---------------|------------|---------------|--------------|---------------|
| Total Admin. Central | 1,502,435.93 | 14,094,860.14 | 0.00 | 15,597,296.07 | 545,963.45 | 16,143,259.52 | 4,025,959.05 | 10,614,864.54 |
| Total Otros Poderes | 323,091.40 | 2,206,778.60 | 183,177.24 | 2,713,047.24 | 63,020.99 | 2,776,068.23 | 483,685.31 | 1,969,291.52 |
| Total Descentralizados | 643,222.61 | 4,433,372.52 | 308,982.10 | 5,385,577.22 | 272,431.34 | 5,658,008.56 | 1,392,878.00 | 3,621,907.95 |
| Total Autárquicos | 131,481.47 | 860,675.72 | 126,836.11 | 1,118,993.30 | 71,751.03 | 1,190,744.33 | 201,942.09 | 857,320.77 |



PROVINCIA DE TIERRA DEL FUEGO
ADMINISTRACION PROVINCIAL
NOMINA SALARIAL DEVENGADA

En Pesos

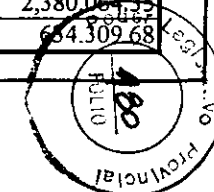
Mes de: JULIO de 1999

Planilla N° 13

| ESCALAFONES | Aportes Patronales (1) | Remuneraciones (2) | Adicionales (3) | Sub Total (4)=(1)+(2)+(3) | Asignaciones Familiares (5) | Total (6)=(4)+(5) | Aportes Personales (7) | Sueldo Líquido (8)=(6)-(1)-(7) |
|---------------------------------------|------------------------|----------------------|-------------------|---------------------------|-----------------------------|----------------------|------------------------|--------------------------------|
| 1 JUSTICIA | 117,891.00 | 904,243.70 | 2,736.55 | 1,024,871.25 | 33,135.00 | 1,058,006.25 | 236,712.62 | 703,402.63 |
| 2 SEGURIDAD | 0.00 | 2,237,994.47 | 0.00 | 2,237,994.47 | 0.00 | 2,237,994.47 | 685,285.58 | 1,552,708.89 |
| 3 SALUD (Húmedos) | 322,022.65 | 2,370,083.90 | 0.00 | 2,692,106.55 | 167,881.00 | 2,859,987.55 | 937,823.41 | 1,600,141.49 |
| 4 VIAL | 38,391.12 | 267,306.92 | 21,405.35 | 327,103.39 | 28,203.61 | 355,307.00 | 87,750.56 | 229,165.32 |
| 5 GENERAL (Secos, Sat, Aeronáutica y | 447,624.89 | 3,302,187.08 | 0.00 | 3,749,811.97 | 277,144.28 | 4,026,956.25 | 1,353,534.64 | 2,225,796.72 |
| 6 LEGISLATIVO | 73,669.90 | 446,724.54 | 103,700.65 | 624,095.09 | 24,224.00 | 648,319.09 | 87,117.45 | 487,531.74 |
| 7 AUTORIDADES SUPERIORES | | | | 0.00 | | 0.00 | | 0.00 |
| 8 RESTO | 208,223.98 | 1,141,897.59 | 367,903.37 | 1,718,024.93 | 123,797.94 | 1,841,822.87 | 282,802.42 | 1,350,796.48 |
| 9 SUBTOTAL [suma (1) al (8)] | 1,207,823.54 | 10,670,438.21 | 495,745.91 | 12,374,007.65 | 654,385.83 | 13,028,393.48 | 3,671,026.68 | 8,149,543.26 |
| DOCENTES | | | | | | | | |
| 10 Titulares e Interinos (Cargos) Pri | 309,516.86 | 2,251,358.13 | 0.00 | 2,560,874.99 | 180,888.17 | 2,741,763.16 | 671,970.64 | 1,760,275.66 |
| 11 Suplentes (Cargos) Primaria y Sec | 296,994.34 | 2,196,254.40 | 0.00 | 2,493,248.74 | 71,414.80 | 2,564,663.54 | 494,505.31 | 1,773,163.89 |
| 12 Horas (en horas) Docentes Primar | | | | 0.00 | | 0.00 | | 0.00 |
| 13 Cátedras (en Cargos) 12/30 Docen | | | | 0.00 | | 0.00 | | 0.00 |
| 14 Total [suma (10) al (13)] | 606,511.20 | 4,447,612.53 | 0.00 | 5,054,123.73 | 252,302.97 | 5,306,426.70 | 1,166,475.95 | 3,533,439.55 |
| 15 TOTAL [(9) + (14)] | 1,814,334.74 | 15,118,050.74 | 495,745.91 | 17,428,131.38 | 906,688.80 | 18,334,820.18 | 4,837,502.63 | 11,682,982.81 |
| Personal Transferido | | | | 0.00 | | 0.00 | | 0.00 |
| T O T A L | 1,814,334.74 | 15,118,050.74 | 495,745.91 | 17,428,131.38 | 906,688.80 | 18,334,820.18 | 4,837,502.63 | 11,682,982.81 |

| | | | | | | | | |
|---------------------|-----------|------------|------------|------------|-----------|------------|-----------|------------|
| I. P. Vivienda | 71,515.71 | 321,610.10 | 199,148.49 | 592,274.30 | 52,140.70 | 644,415.00 | 84,675.79 | 488,223.50 |
| InFueTur | 9,592.25 | 71,053.62 | | 80,645.87 | 2,849.00 | 83,494.87 | 11,368.58 | 62,534.04 |
| D. P. Puertos | 7,704.59 | 36,177.75 | 20,894.05 | 64,776.39 | 5,528.61 | 70,305.00 | 16,734.35 | 45,866.05 |
| D. P. Energía | 45,984.77 | 313,807.75 | 8,474.85 | 368,267.37 | 20,723.62 | 388,990.99 | 66,058.36 | 276,947.86 |
| D.P.O.S.S. | 24,970.73 | 184,958.21 | 2,762.01 | 212,700.95 | 20,373.05 | 233,074.00 | 29,594.91 | 178,508.36 |
| I. P. R. A. | 21,716.20 | 101,970.76 | 58,892.07 | 182,579.03 | 15,582.97 | 198,162.00 | 43,458.39 | 132,987.41 |
| Tribunal de Cuentas | 19,040.09 | 62,071.00 | 73,772.92 | 154,884.01 | 4,902.00 | 159,786.01 | 21,873.17 | 118,872.75 |
| Fiscalía | 7,699.63 | 50,238.41 | 3,958.97 | 61,897.01 | 1,697.99 | 63,595.00 | 9,038.87 | 46,856.50 |

| | | | | | | | | |
|------------------------|--------------|--------------|------------|---------------|------------|---------------|--------------|--------------|
| Total Admin. Central | 1,054,136.09 | 9,987,794.08 | 0.00 | 11,041,930.17 | 529,447.25 | 11,571,377.42 | 3,205,296.17 | 7,311,945.16 |
| Total Otros Poderes | 218,300.62 | 1,463,277.65 | 184,169.09 | 1,865,747.36 | 63,958.99 | 1,929,706.35 | 354,742.11 | 1,356,663.62 |
| Total Descentralizados | 441,521.73 | 3,030,054.54 | 220,553.84 | 3,692,130.11 | 251,074.31 | 3,943,204.42 | 1,121,618.34 | 2,380,064.35 |
| Total Autárquicos | 100,376.30 | 636,924.46 | 91,022.98 | 828,323.74 | 62,208.25 | 890,531.99 | 155,846.01 | 654,309.68 |



PROVINCIA DE TIERRA DEL FUEGO

ADMINISTRACION PROVINCIAL

NOMINA SALARIAL DEVENGADA

En Pesos

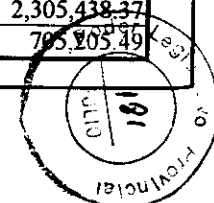
Mes de: AGOSTO de 1999

Planilla Nº 13

| ESCALAFONES | Aportes Patronales (1) | Remuneraciones (2) | Adicionales (3) | Sub Total (4)=(1)+(2)+(3) | Asignaciones Familiares (5) | Total (6)=(4)+(5) | Aportes Personales (7) | Sueldo Líquido (8)=(6)-(1)-(7) |
|---------------------------------------|------------------------|----------------------|-------------------|---------------------------|-----------------------------|----------------------|------------------------|--------------------------------|
| 1 JUSTICIA | 118,486.68 | 908,655.99 | 12,813.39 | 1,039,956.06 | 34,800.00 | 1,074,756.06 | 236,970.88 | 719,298.50 |
| 2 SEGURIDAD | 0.00 | 2,221,255.91 | 0.00 | 2,221,255.91 | 0.00 | 2,221,255.91 | 690,725.30 | 1,530,530.61 |
| 3 SALUD (Húmedos) | 319,787.43 | 2,352,153.64 | 0.00 | 2,671,941.07 | 167,676.22 | 2,839,617.29 | 932,514.17 | 1,587,315.69 |
| 4 VIAL | 28,205.19 | 196,385.09 | 15,726.08 | 240,316.37 | 20,720.63 | 261,037.00 | 64,468.60 | 168,363.21 |
| 5 GENERAL (Secos, Sat, Aeronáutica y | 436,644.32 | 3,238,853.91 | 0.00 | 3,675,498.23 | 308,561.49 | 3,984,059.72 | 1,339,689.77 | 2,207,725.63 |
| 6 LEGISLATIVO | 73,991.81 | 443,010.92 | 104,525.35 | 621,528.08 | 23,960.00 | 645,488.08 | 87,694.03 | 483,802.24 |
| 7 AUTORIDADES SUPERIORES | | | | 0.00 | | 0.00 | | 0.00 |
| 8 RESTO | 213,152.38 | 1,175,750.21 | 409,509.15 | 1,798,411.74 | 125,662.73 | 1,924,074.47 | 289,876.97 | 1,421,045.12 |
| 9 SUBTOTAL [suma (1) al (8)] | 1,190,267.81 | 10,536,065.67 | 542,573.98 | 12,268,907.46 | 681,381.07 | 12,950,288.53 | 3,641,939.71 | 8,118,081.00 |
| DOCENTES | | | | | | | | |
| 10 Titulares e Interinos (Cargos) Pri | 312,151.64 | 2,266,193.20 | 0.00 | 2,578,344.84 | 166,730.57 | 2,745,075.41 | 678,209.44 | 1,754,714.33 |
| 11 Suplentes (Cargos) Primaria y Sec | 279,696.77 | 2,067,684.48 | 0.00 | 2,347,381.25 | 76,887.33 | 2,424,268.58 | 481,173.78 | 1,663,398.03 |
| 12 Horas (en horas) Docentes Primar | | | | 0.00 | | 0.00 | | 0.00 |
| 13 Cátedras (en Cargos) 12/30 Docen | | | | 0.00 | | 0.00 | | 0.00 |
| 14 Total [suma (10) al (13)] | 591,848.41 | 4,333,877.68 | 0.00 | 4,925,726.09 | 243,617.90 | 5,169,343.99 | 1,159,383.22 | 3,418,112.36 |
| 15 TOTAL [(9) + (14)] | 1,782,116.22 | 14,869,943.35 | 542,573.98 | 17,194,633.55 | 924,998.97 | 18,119,632.52 | 4,801,322.93 | 11,536,193.36 |
| Personal Transferido | | | | 0.00 | | 0.00 | | 0.00 |
| T O T A L | 1,782,116.22 | 14,869,943.35 | 542,573.98 | 17,194,633.55 | 924,998.97 | 18,119,632.52 | 4,801,322.93 | 11,536,193.36 |

| | | | | | | | | |
|---------------------|-----------|------------|------------|------------|-----------|------------|-----------|------------|
| I. P. Vivienda | 71,240.82 | 320,373.90 | 198,383.01 | 589,997.72 | 51,940.28 | 641,938.00 | 84,350.31 | 486,346.87 |
| InFueTur | 9,733.46 | 72,099.54 | | 81,833.00 | 2,849.00 | 84,682.00 | 11,535.94 | 63,412.60 |
| D. P. Puertos | 7,701.85 | 36,164.88 | 20,886.62 | 64,753.36 | 5,526.64 | 70,280.00 | 16,728.40 | 45,849.74 |
| D. P. Energía | 50,050.31 | 340,432.53 | 50,750.21 | 441,233.05 | 21,192.30 | 462,425.35 | 72,107.30 | 340,267.74 |
| D.P.O.S.S. | 26,032.77 | 192,835.19 | 2,879.49 | 221,747.45 | 21,239.55 | 242,987.00 | 30,853.63 | 186,100.59 |
| I. P. R. A. | 21,716.20 | 101,970.76 | 58,892.07 | 182,579.03 | 15,582.97 | 198,162.00 | 43,458.39 | 132,987.41 |
| Tribunal de Cuentas | 18,977.33 | 61,635.00 | 73,758.79 | 154,371.12 | 5,634.00 | 160,005.12 | 21,804.13 | 119,223.66 |
| Fiscalía | 7,699.63 | 50,238.41 | 3,958.97 | 61,897.01 | 1,697.99 | 63,595.00 | 9,038.87 | 46,856.50 |

| | | | | | | | | |
|------------------------|--------------|--------------|------------|---------------|------------|---------------|--------------|--------------|
| Total Admin.Central | 1,028,492.73 | 9,793,987.50 | 0.00 | 10,822,480.23 | 552,179.39 | 11,374,659.62 | 3,189,798.29 | 7,156,368.60 |
| Total Otros Poderes | 219,155.45 | 1,463,540.32 | 195,056.50 | 1,877,752.27 | 66,091.99 | 1,943,844.26 | 355,507.91 | 1,369,180.90 |
| Total Descentralizados | 428,966.90 | 2,941,012.17 | 214,109.09 | 3,584,088.16 | 243,186.13 | 3,827,274.29 | 1,092,869.02 | 2,305,438.37 |
| Total Autárquicos | 105,501.14 | 671,403.36 | 133,408.38 | 910,312.89 | 63,541.46 | 973,854.35 | 163,147.72 | 795,205.49 |



PROVINCIA DE TIERRA DEL FUEGO
ADMINISTRACION PROVINCIAL
NOMINA SALARIAL DEVENGADA

En Pesos

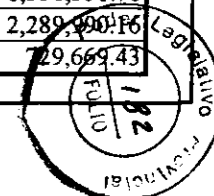
Mes de: SETIEMBRE de 1999

Planilla Nº 13

| ESCALAFONES | Aportes Patronales (1) | Remuneraciones (2) | Adicionales (3) | Sub Total (4)=(1)+(2)+(3) | Asignaciones Familiares (5) | Total (6)=(4)+(5) | Aportes Personales (7) | Sueldo Liquido (8)=(6)-(1)-(7) |
|---------------------------------------|------------------------|--------------------|-----------------|---------------------------|-----------------------------|-------------------|------------------------|--------------------------------|
| 1 JUSTICIA | 117,906.85 | 903,840.75 | 9,608.18 | 1,031,355.78 | 33,474.50 | 1,064,830.28 | 245,326.51 | 701,596.92 |
| 2 SEGURIDAD | 0.00 | 2,197,260.88 | 0.00 | 2,197,260.88 | 0.00 | 2,197,260.88 | 686,178.01 | 1,511,082.87 |
| 3 SALUD (Húmedos) | 319,659.67 | 2,372,465.59 | 0.00 | 2,692,125.26 | 150,351.40 | 2,842,476.66 | 927,973.40 | 1,594,843.59 |
| 4 VIAL | 28,266.46 | 196,811.66 | 15,760.24 | 240,838.36 | 20,765.64 | 261,604.00 | 64,608.63 | 168,728.91 |
| 5 GENERAL (Secos, Sat, Aeronáutica y | 443,215.37 | 3,271,330.00 | 0.00 | 3,714,545.37 | 293,782.77 | 4,008,328.14 | 1,334,113.04 | 2,230,999.73 |
| 6 LEGISLATIVO | 73,645.92 | 443,736.23 | 103,078.99 | 620,461.14 | 23,056.00 | 643,517.14 | 87,118.99 | 482,752.23 |
| 7 AUTORIDADES SUPERIORES | | | | 0.00 | | 0.00 | | 0.00 |
| 8 RESTO | 204,689.65 | 1,122,096.51 | 465,671.59 | 1,792,457.75 | 121,905.26 | 1,914,363.01 | 279,403.66 | 1,430,269.70 |
| 9 SUBTOTAL [suma (1) al (8)] | 1,187,383.92 | 10,507,541.62 | 594,119.00 | 12,289,044.54 | 643,335.57 | 12,932,380.11 | 3,624,722.24 | 8,120,273.95 |
| DOCENTES | | | | | | | | |
| 10 Titulares e Interinos (Cargos) Pri | 308,567.03 | 2,236,841.20 | 0.00 | 2,545,408.23 | 177,133.75 | 2,722,541.98 | 677,944.89 | 1,736,030.06 |
| 11 Suplentes (Cargos) Primaria y Sec | 291,698.59 | 2,156,937.28 | 0.00 | 2,448,635.87 | 73,683.22 | 2,522,319.09 | 500,308.23 | 1,730,312.27 |
| 12 Horas (en horas) Docentes Primar | | | | 0.00 | | 0.00 | | 0.00 |
| 13 Cátedras (en Cargos) 12/30 Docen | | | | 0.00 | | 0.00 | | 0.00 |
| 14 Total [suma (10) al (13)] | 600,265.62 | 4,393,778.48 | 0.00 | 4,994,044.10 | 250,816.97 | 5,244,861.07 | 1,178,253.12 | 3,466,342.33 |
| 15 TOTAL [(9) + (14)] | 1,787,649.54 | 14,901,320.10 | 594,119.00 | 17,283,088.64 | 894,152.54 | 18,177,241.18 | 4,802,975.36 | 11,586,616.28 |
| Personal Transferido | | | | 0.00 | | 0.00 | | 0.00 |
| T O T A L | 1,787,649.54 | 14,901,320.10 | 594,119.00 | 17,283,088.64 | 894,152.54 | 18,177,241.18 | 4,802,975.36 | 11,586,616.28 |

| | | | | | | | | |
|---------------------|-----------|------------|------------|------------|-----------|------------|-----------|------------|
| I. P. Vivienda | 68,716.41 | 309,021.48 | 191,353.33 | 569,091.22 | 50,099.78 | 619,191.00 | 81,361.37 | 469,113.23 |
| InFueTur | 8,751.80 | 64,827.92 | | 73,579.72 | 2,849.00 | 76,428.72 | 10,372.49 | 57,304.43 |
| D. P. Puertos | 7,705.80 | 36,183.41 | 20,897.32 | 64,786.52 | 5,529.48 | 70,316.00 | 16,736.97 | 45,873.23 |
| D. P. Energía | 45,733.11 | 312,486.65 | 112,139.06 | 470,358.82 | 20,424.30 | 490,783.12 | 66,587.25 | 378,462.76 |
| D.P.O.S.S. | 24,108.71 | 178,582.88 | 2,666.67 | 205,358.25 | 19,669.75 | 225,028.00 | 28,573.26 | 172,346.03 |
| I. P. R. A. | 21,716.20 | 101,970.76 | 58,892.07 | 182,579.03 | 15,582.97 | 198,162.00 | 43,458.39 | 132,987.41 |
| Tribunal de Cuentas | 20,257.99 | 68,785.00 | 75,764.18 | 164,807.17 | 6,052.00 | 170,859.17 | 23,275.07 | 127,326.11 |
| Fiscalía | 7,699.63 | 50,238.41 | 3,958.97 | 61,897.01 | 1,697.99 | 63,595.00 | 9,038.87 | 46,856.50 |

| | | | | | | | | |
|------------------------|--------------|--------------|------------|---------------|------------|---------------|--------------|--------------|
| Total Admin. Central | 1,043,480.99 | 9,862,369.36 | 0.00 | 10,905,850.35 | 544,599.74 | 11,450,450.09 | 3,198,544.17 | 7,208,424.93 |
| Total Otros Poderes | 219,510.39 | 1,466,600.39 | 192,410.32 | 1,878,521.10 | 64,280.49 | 1,942,801.59 | 364,759.44 | 1,358,531.76 |
| Total Descentralizados | 425,394.34 | 2,943,126.65 | 207,113.57 | 3,575,634.56 | 224,065.82 | 3,799,700.38 | 1,084,315.89 | 2,289,900.16 |
| Total Autárquicos | 99,263.82 | 629,223.69 | 194,595.11 | 923,082.63 | 61,206.49 | 984,289.12 | 155,355.87 | 729,669.43 |



PROVINCIA DE TIERRA DEL FUEGO

ADMINISTRACION PROVINCIAL

NOMINA SALARIAL DEVENGADA

En Pesos

Mes de: OCTUBRE de 1999

Planilla Nº 13

| ESCALAFONES | Aportes Patronales (1) | Remuneraciones (2) | Adicionales (3) | Sub Total (4)=(1)+(2)+(3) | Asignaciones Familiares (5) | Total (6)=(4)+(5) | Aportes Personales (7) | Sueldo Liquido (8)=(6)-(1)-(7) |
|---------------------------------------|------------------------|--------------------|-----------------|---------------------------|-----------------------------|-------------------|------------------------|--------------------------------|
| 1 JUSTICIA | 119,121.30 | 913,893.19 | 15,970.58 | 1,048,985.07 | 34,244.50 | 1,083,229.57 | 240,372.76 | 723,735.51 |
| 2 SEGURIDAD | 0.00 | 2,172,436.90 | 0.00 | 2,172,436.90 | 0.00 | 2,172,436.90 | 690,174.64 | 1,482,262.26 |
| 3 SALUD (Húmedos) | 317,198.85 | 2,331,360.64 | 0.00 | 2,648,559.49 | 164,828.70 | 2,813,388.19 | 895,876.64 | 1,600,312.70 |
| 4 VIAL | 28,498.77 | 198,429.16 | 15,889.77 | 242,817.70 | 20,936.30 | 263,754.00 | 65,139.62 | 170,115.62 |
| 5 GENERAL (Secos, Sat, Aeronáutica y | 426,699.18 | 3,149,642.45 | 0.00 | 3,576,341.63 | 278,559.80 | 3,854,901.43 | 1,277,574.84 | 2,150,627.41 |
| 6 LEGISLATIVO | 74,155.45 | 449,090.72 | 103,736.63 | 626,982.80 | 21,624.00 | 648,606.80 | 87,722.86 | 486,728.49 |
| 7 AUTORIDADES SUPERIORES | | | | 0.00 | | 0.00 | | 0.00 |
| 8 RESTO | 206,844.65 | 1,138,391.78 | 411,042.93 | 1,756,279.36 | 121,708.61 | 1,877,987.97 | 282,790.64 | 1,388,352.68 |
| 9 SUBTOTAL [suma (1) al (8)] | 1,172,518.20 | 10,353,244.84 | 546,639.90 | 12,072,402.94 | 641,901.92 | 12,714,304.86 | 3,539,651.99 | 8,002,134.67 |
| DOCENTES | | | | | | | | |
| 10 Titulares e Interinos (Cargos) Pri | 305,357.85 | 2,211,174.93 | 0.00 | 2,516,532.78 | 172,246.79 | 2,688,779.57 | 665,087.91 | 1,718,333.81 |
| 11 Suplentes (Cargos) Primaria y Sec | 283,882.30 | 2,095,812.55 | 0.00 | 2,379,694.85 | 77,796.03 | 2,457,490.88 | 483,177.26 | 1,690,431.32 |
| 12 Horas (en horas) Docentes Primar | | | | 0.00 | | 0.00 | | 0.00 |
| 13 Cátedras (en Cargos) 12/30 Docen | | | | 0.00 | | 0.00 | | 0.00 |
| 14 Total [suma (10) al (13)] | 589,240.15 | 4,306,987.48 | 0.00 | 4,896,227.63 | 250,042.82 | 5,146,270.45 | 1,148,265.17 | 3,408,765.13 |
| 15 TOTAL [(9) + (14)] | 1,761,758.35 | 14,660,232.32 | 546,639.90 | 16,968,630.57 | 891,944.74 | 17,860,575.31 | 4,687,917.16 | 11,410,899.80 |
| Personal Transferido | | | | 0.00 | | 0.00 | | 0.00 |
| T O T A L | 1,761,758.35 | 14,660,232.32 | 546,639.90 | 16,968,630.57 | 891,944.74 | 17,860,575.31 | 4,687,917.16 | 11,410,899.80 |

| | | | | | | | | |
|---------------------|-----------|------------|------------|------------|-----------|------------|-----------|------------|
| I. P. Vivienda | 69,450.63 | 312,323.35 | 193,397.92 | 575,171.91 | 50,635.09 | 625,807.00 | 82,230.71 | 474,125.66 |
| InFueTur | 8,671.90 | 64,236.12 | | 72,908.02 | 2,849.00 | 75,757.02 | 10,277.80 | 56,807.32 |
| D. P. Puertos | 7,712.05 | 36,212.74 | 20,914.26 | 64,839.04 | 5,533.96 | 70,373.00 | 16,750.54 | 45,910.42 |
| D. P. Energía | 47,282.04 | 323,776.79 | 55,330.78 | 426,389.61 | 19,854.30 | 446,243.91 | 68,810.17 | 330,151.70 |
| D.P.O.S.S. | 24,414.59 | 180,848.62 | 2,700.50 | 207,963.70 | 19,919.30 | 227,883.00 | 28,935.78 | 174,532.64 |
| I. P. R. A. | 21,716.20 | 101,970.76 | 58,892.07 | 182,579.03 | 15,582.97 | 198,162.00 | 43,458.39 | 132,987.41 |
| Tribunal de Cuentas | 19,897.61 | 68,785.00 | 75,848.43 | 164,531.04 | 5,636.00 | 170,167.04 | 23,288.39 | 126,981.04 |
| Fiscalía | 7,699.63 | 50,238.41 | 3,958.97 | 61,897.01 | 1,697.99 | 63,595.00 | 9,038.87 | 46,856.50 |
| | 0.00 | 0.00 | 0.00 | 0.00 | 0.00 | 0.00 | 0.00 | |

| | | | | | | | | |
|------------------------|--------------|--------------|------------|---------------|------------|---------------|--------------|--------------|
| Total Admin.Central | 1,015,939.33 | 9,629,066.83 | 0.00 | 10,645,006.16 | 528,602.62 | 11,173,608.78 | 3,116,014.65 | 7,041,654.80 |
| Total Otros Poderes | 220,873.99 | 1,482,007.32 | 199,514.61 | 1,902,395.92 | 63,202.49 | 1,965,598.41 | 360,422.88 | 1,384,301.54 |
| Total Descentralizados | 423,820.15 | 2,906,349.27 | 209,287.69 | 3,539,457.11 | 239,249.10 | 3,778,706.21 | 1,053,524.76 | 2,301,361.29 |
| Total Autárquicos | 101,124.88 | 642,808.90 | 137,837.60 | 881,771.38 | 60,890.53 | 942,661.91 | 157,954.87 | 689,582.16 |



PROVINCIA DE TIERRA DEL FUEGO

ADMINISTRACION PROVINCIAL
NOMINA SALARIAL DEVENGADA

En Pesos

Mes de: NOVIEMBRE de 1999

Planilla Nº 13

| ESCALAFONES | Aportes Patronales (1) | Remuneraciones (2) | Adicionales (3) | Sub Total (4)=(1)+(2)+(3) | Asignaciones Familiares (5) | Total (6)=(4)+(5) | Aportes Personales (7) | Sueldo Líquido (8)=(6)-(1)-(7) |
|---------------------------------------|------------------------|----------------------|-------------------|---------------------------|-----------------------------|----------------------|------------------------|--------------------------------|
| 1 JUSTICIA | 118,283.39 | 906,862.03 | 6,501.18 | 1,031,646.60 | 34,662.50 | 1,066,309.10 | 240,042.70 | 707,983.01 |
| 2 SEGURIDAD | 0.00 | 2,179,783.02 | 0.00 | 2,179,783.02 | 0.00 | 2,179,783.02 | 699,097.16 | 1,480,685.86 |
| 3 SALUD (Húmedos) | 312,020.15 | 2,289,987.39 | 0.00 | 2,602,007.54 | 164,177.60 | 2,766,185.14 | 875,431.49 | 1,578,733.50 |
| 4 VIAL | 29,533.35 | 205,632.69 | 16,466.61 | 251,632.65 | 21,696.35 | 273,329.00 | 67,504.36 | 176,291.28 |
| 5 GENERAL (Secos, Sat, Aeronáutica y | 417,239.19 | 3,080,125.83 | 0.00 | 3,497,365.02 | 311,761.37 | 3,809,126.39 | 1,238,673.29 | 2,153,213.91 |
| 6 LEGISLATIVO | 73,080.29 | 445,709.96 | 103,567.33 | 622,357.58 | 21,928.00 | 644,285.58 | 86,204.21 | 485,001.08 |
| 7 AUTORIDADES SUPERIORES | | | | 0.00 | | 0.00 | | 0.00 |
| 8 RESTO | 209,978.49 | 1,157,632.37 | 440,963.72 | 1,808,574.58 | 122,956.74 | 1,931,531.32 | 286,379.50 | 1,435,173.33 |
| 9 SUBTOTAL [suma (1) al (8)] | 1,160,134.86 | 10,265,733.29 | 567,498.84 | 11,993,366.99 | 677,182.56 | 12,670,549.55 | 3,493,332.71 | 8,017,081.98 |
| DOCENTES | | | | | | | | |
| 10 Titulares e Interinos (Cargos) Pri | 229,861.91 | 1,645,982.43 | 0.00 | 1,875,844.34 | 178,674.59 | 2,054,518.93 | 540,428.56 | 1,284,228.46 |
| 11 Suplentes (Cargos) Primaria y Sec | 275,667.08 | 2,029,298.32 | 0.00 | 2,304,965.40 | 84,003.89 | 2,388,969.29 | 464,785.80 | 1,648,516.41 |
| 12 Horas (en horas) Docentes Primar | | | | 0.00 | | 0.00 | | 0.00 |
| 13 Cátedras (en Cargos) 12/30 Docen | | | | 0.00 | | 0.00 | | 0.00 |
| 14 Total [suma (10) al (13)] | 505,528.99 | 3,675,280.75 | 0.00 | 4,180,809.74 | 262,678.48 | 4,443,488.22 | 1,005,214.36 | 2,932,744.87 |
| 15 TOTAL [(9) + (14)] | 1,665,663.85 | 13,941,014.04 | 567,498.84 | 16,174,176.73 | 939,861.04 | 17,114,037.77 | 4,498,547.07 | 10,949,826.85 |
| Personal Transferido | | | | 0.00 | | 0.00 | | 0.00 |
| T O T A L | 1,665,663.85 | 13,941,014.04 | 567,498.84 | 16,174,176.73 | 939,861.04 | 17,114,037.77 | 4,498,547.07 | 10,949,826.85 |

| | | | | | | | | |
|---------------------|-----------|------------|------------|------------|-----------|------------|-----------|------------|
| I. P. Vivienda | 69,607.00 | 313,026.54 | 193,833.35 | 576,466.90 | 50,749.10 | 627,216.00 | 82,415.85 | 475,193.15 |
| InFueTur | 8,671.90 | 64,236.12 | | 72,908.02 | 2,849.00 | 75,757.02 | 10,277.80 | 56,807.32 |
| D. P. Puertos | 7,991.39 | 37,524.41 | 21,671.80 | 67,187.59 | 5,734.41 | 72,922.00 | 17,357.26 | 47,573.35 |
| D. P. Energía | 47,141.61 | 321,567.18 | 82,203.34 | 450,912.13 | 18,415.30 | 469,327.43 | 68,247.09 | 353,938.73 |
| D.P.O.S.S. | 27,038.36 | 200,283.95 | 2,990.71 | 230,313.02 | 22,059.98 | 252,373.00 | 32,045.43 | 193,289.21 |
| I. P. R. A. | 21,716.20 | 101,970.76 | 58,892.07 | 182,579.03 | 15,582.97 | 198,162.00 | 43,458.39 | 132,987.41 |
| Tribunal de Cuentas | 20,112.40 | 68,785.00 | 77,413.47 | 166,310.87 | 5,868.00 | 172,178.87 | 23,538.81 | 128,527.66 |
| Fiscalía | 7,699.63 | 50,238.41 | 3,958.97 | 61,897.01 | 1,697.99 | 63,595.00 | 9,038.87 | 46,856.50 |

| | | | | | | | | |
|------------------------|------------|--------------|------------|--------------|------------|---------------|--------------|--------------|
| Total Admin. Central | 922,768.18 | 8,935,189.60 | 0.00 | 9,857,957.78 | 574,439.85 | 10,432,397.63 | 2,942,984.81 | 6,566,644.64 |
| Total Otros Poderes | 219,175.71 | 1,471,595.40 | 191,440.95 | 1,882,212.06 | 64,156.49 | 1,946,368.55 | 358,824.59 | 1,368,368.25 |
| Total Descentralizados | 419,832.40 | 2,872,882.74 | 210,299.96 | 3,503,015.11 | 239,472.05 | 3,742,487.16 | 1,035,629.50 | 2,287,025.25 |
| Total Autárquicos | 103,887.56 | 661,346.30 | 165,757.92 | 930,991.78 | 61,792.65 | 992,784.43 | 161,108.17 | 727,786.70 |



PROVINCIA DE TIERRA DEL FUEGO
ADMINISTRACION PROVINCIAL
NOMINA SALARIAL DEVENGADA

En Pesos


Mes de: DICIEMBRE de 1999

Planilla Nº 13

| ESCALAFONES | Aportes Patronales (1) | Remuneraciones (2) | Adicionales (3) | Sub Total (4)=(1)+(2)+(3) | Asignaciones Familiares (5) | Total (6)=(4)+(5) | Aportes Personales (7) | Sueldo Líquido (8)=(6)-(1)-(7) |
|---------------------------------------|------------------------|--------------------|-----------------|---------------------------|-----------------------------|-------------------|------------------------|--------------------------------|
| 1 JUSTICIA | 178,473.93 | 1,367,654.76 | 7,190.18 | 1,553,318.87 | 35,412.50 | 1,588,731.37 | 322,175.54 | 1,088,081.90 |
| 2 SEGURIDAD | 0.00 | 2,147,218.89 | 0.00 | 2,147,218.89 | 0.00 | 2,147,218.89 | 727,563.64 | 1,419,655.25 |
| 3 SALUD (Húmedos) | 264,442.79 | 1,943,436.62 | 0.00 | 2,207,879.41 | 159,734.10 | 2,367,613.51 | 766,143.63 | 1,337,027.09 |
| 4 VIAL | 38,058.87 | 264,993.52 | 21,220.09 | 324,272.48 | 27,959.52 | 352,232.00 | 86,991.13 | 227,182.01 |
| 5 GENERAL (Secos, Sat, Aeronáutica y | 360,357.57 | 2,659,985.66 | 0.00 | 3,020,343.23 | 253,557.80 | 3,273,901.03 | 1,090,887.91 | 1,822,655.55 |
| 6 LEGISLATIVO | 108,008.05 | 813,075.87 | 99,032.27 | 1,020,116.19 | 21,796.00 | 1,041,912.19 | 127,703.89 | 806,200.25 |
| 7 AUTORIDADES SUPERIORES | | | | 0.00 | | 0.00 | | 0.00 |
| 8 RESTO | 276,927.77 | 1,603,977.85 | 569,354.17 | 2,450,259.79 | 141,175.90 | 2,591,435.69 | 369,870.21 | 1,944,637.71 |
| 9 SUBTOTAL [suma (1) al (8)] | 1,226,268.98 | 10,800,343.17 | 696,796.71 | 12,723,408.86 | 639,635.82 | 13,363,044.68 | 3,491,335.94 | 8,645,439.76 |
| DOCENTES | | | | | | | | |
| 10 Titulares e Interinos (Cargos) Pri | 200,802.05 | 1,454,935.33 | 0.00 | 1,655,737.38 | 155,798.05 | 1,811,535.43 | 470,463.80 | 1,140,269.58 |
| 11 Suplentes (Cargos) Primaria y Sec | 184,243.40 | 1,353,956.27 | 0.00 | 1,538,199.67 | 81,623.49 | 1,619,823.16 | 329,631.92 | 1,105,947.84 |
| 12 Horas (en horas) Docentes Primar | | | | 0.00 | | 0.00 | | 0.00 |
| 13 Cátedras (en Cargos) 12/30 Docen | | | | 0.00 | | 0.00 | | 0.00 |
| 14 Total [suma (10) al (13)] | 385,045.45 | 2,808,891.60 | 0.00 | 3,193,937.05 | 237,421.54 | 3,431,358.59 | 800,095.72 | 2,246,217.42 |
| 15 TOTAL [(9) + (14)] | 1,611,314.43 | 13,609,234.77 | 696,796.71 | 15,917,345.91 | 877,057.36 | 16,794,403.27 | 4,291,431.66 | 10,891,657.18 |
| Personal Transferido | | | | 0.00 | | 0.00 | | 0.00 |
| T O T A L | 1,611,314.43 | 13,609,234.77 | 696,796.71 | 15,917,345.91 | 877,057.36 | 16,794,403.27 | 4,291,431.66 | 10,891,657.18 |

| | | | | | | | | |
|---------------------|-----------|------------|------------|------------|-----------|------------|------------|------------|
| I. P. Vivienda | 75,249.89 | 338,402.91 | 209,546.99 | 623,199.78 | 54,863.22 | 678,063.00 | 89,097.12 | 513,716.00 |
| InFueTur | 10,406.61 | 77,086.02 | | 87,492.63 | 2,949.00 | 90,441.63 | 12,333.75 | 67,701.27 |
| D. P. Puertos | 11,151.80 | 52,364.46 | 30,242.51 | 93,758.77 | 8,002.23 | 101,761.00 | 24,221.67 | 66,387.53 |
| D. P. Energía | 80,477.14 | 544,570.94 | 184,319.80 | 809,367.88 | 19,523.30 | 828,891.18 | 109,189.95 | 639,224.09 |
| D.P.O.S.S. | 40,282.04 | 298,385.18 | 4,455.60 | 343,122.81 | 32,865.19 | 375,988.00 | 47,741.63 | 287,964.34 |
| I. P. R. A. | 21,716.20 | 101,970.76 | 58,892.07 | 182,579.03 | 15,582.97 | 198,162.00 | 43,458.39 | 132,987.41 |
| Tribunal de Cuentas | 29,944.47 | 140,959.18 | 77,938.23 | 248,841.88 | 5,692.00 | 254,533.88 | 34,788.84 | 189,800.57 |
| Fiscalía | 7,699.63 | 50,238.41 | 3,958.97 | 61,897.01 | 1,697.99 | 63,595.00 | 9,038.87 | 46,856.50 |

| | | | | | | | | |
|------------------------|------------|--------------|------------|--------------|------------|--------------|--------------|--------------|
| Total Admin. Central | 745,403.02 | 7,616,096.15 | 0.00 | 8,361,499.17 | 490,979.34 | 8,852,478.51 | 2,618,547.27 | 5,488,528.22 |
| Total Otros Poderes | 324,126.08 | 2,371,928.22 | 188,119.65 | 2,884,173.95 | 64,598.49 | 2,948,772.44 | 493,707.14 | 2,130,939.22 |
| Total Descentralizados | 388,158.15 | 2,623,919.07 | 230,767.08 | 3,242,844.30 | 245,505.84 | 3,488,350.14 | 954,565.62 | 2,145,626.37 |
| Total Autárquicos | 153,627.18 | 997,291.34 | 277,909.97 | 1,428,828.49 | 75,973.69 | 1,504,802.18 | 224,611.63 | 1,126,563.37 |





Provincia de Tierra del Fuego
República Argentina



Buenos Aires, 31 de agosto de 2000.-

Señores
Subsecretaría de Programación Nacional
Atte. Lic. Alejandra de la Serna
S/D

De nuestra mayor consideración:

Tenemos el agrado de dirigirnos a Ud., a fin de adjuntar con la presente la información a junio que a continuación se detalla:

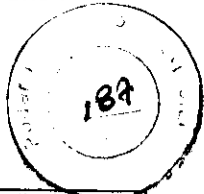
- Planilla N° 1: Esquema Ahorro - Inversión Base Devengado.
- Planilla N° 12: Planta de Personal Ocupado a junio 2000.
- Planilla N° 13: Nómina Salarial Devengada.
- Planilla N° 14.1: Sueldos Vigentes, Escalafón General.
- Planilla N° 14.2: Sueldos Vigentes, Escalafón Seguridad.
- Planilla N° 14.3: Sueldos Vigentes, Escalafón Docente.
- Planilla N° 14.4: Sueldos Vigentes, Escalafón Salud.
- Planilla N° 14.5: Sueldos Vigentes, Escalafón Justicia.
- Planilla N° 14.6: Sueldos Vigentes, Escalafón Vial.
- Planilla N° 14.7: Sueldos Vigentes, Escalafón Legislativo.
- Planilla N° 14.8: Sueldos Vigentes, Escalafón Autoridades Superiores.
- Listado de deuda presentada a verificación, en los términos del Decreto N° 198.

Asimismo, creemos oportuna la oportunidad para comunicarles que estamos realizando un relevamiento y actualización total de la Deuda Flotante de la Provincia, por lo que las Planillas referidas a la misma serán entregadas en la semana próxima.

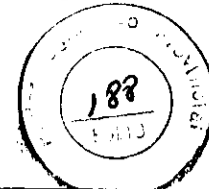
Finalmente, también entregamos con la presente una copia de la Ley N° 487 de Disciplina Fiscal, sancionada el pasado 29 de agosto por la Legislatura Provincial.

Sin otro particular, saludamos a Ud. muy atte.

Esquema Ahorro - Inversión devengado al: 30/06/2000 (Provisorio) -en pesos-
-en pesos-




| Concepto | Nivel Institucional | Administración Central | Organismos Descentralizados | Total | Entes Autárquicos | Total | Instituciones de Seg. Social |
|--|---------------------|------------------------|-----------------------------|-------------------|-------------------|-------------------|------------------------------|
| I. INGRESOS CORRIENTES | | 161,665,648 | 18,122,885 | 179,788,533 | 14,605,713 | 194,394,247 | 41,153,831 |
| II. GASTOS CORRIENTES | | 132,382,515 | 6,762,676 | 139,145,191 | 10,564,174 | 149,709,365 | 27,049,386 |
| III. RESULTADO ECONOMICO | | 29,283,133 | 11,360,209 | 40,643,342 | 4,041,540 | 44,684,882 | 14,104,445 |
| IV. INGRESOS DE CAPITAL | | 3,698,642 | 4,934,343 | 8,632,985 | 0 | 8,632,985 | 767,939 |
| V. GASTOS DE CAPITAL | | 543,516 | 18,762,170 | 19,305,686 | 2,861,224 | 22,166,910 | 158,994 |
| VI. INGRESOS TOTALES | | 165,364,290 | 23,057,228 | 188,421,518 | 14,605,713 | 203,027,232 | 41,921,770 |
| VII. GASTOS TOTALES | | 132,926,030 | 25,524,846 | 158,450,877 | 13,425,398 | 171,876,274 | 27,208,380 |
| VIII. RESULTADO FINANCIERO PREVIO | | 32,438,260 | -2,467,618 | 29,970,642 | 1,180,316 | 31,150,957 | 14,713,390 |
| IX. CONTRIBUCIONES FIGURATIVAS | | 3,127,974 | 0 | 3,127,974 | 0 | 3,127,974 | 0 |
| X. GASTOS FIGURATIVOS | | 13,784,693 | 5,385,322 | 19,170,015 | 643,748 | 19,813,763 | 0 |
| XI. RESULTADO FINANCIERO | | 21,781,540 | -7,852,940 | 13,928,600 | 536,568 | 14,465,168 | 14,713,390 |
| XII. FUENTES FINANCIERAS | | 44,975,883 | 8,799,439 | 53,775,322 | 1,309,999 | 55,085,321 | 0 |
| XIII. APLICACIONES FINANCIERAS | | 17,676,624 | 162 | 17,676,786 | 400,130 | 18,076,917 | 0 |
| XIV. FINANCIAMIENTO NETO | | 27,299,259 | 8,799,277 | 36,098,536 | 909,869 | 37,008,404 | 0 |
| XV. RESULTADO FINANCIERO DEFINITIVO | | 49,080,799 | 946,337 | 50,027,136 | 1,446,436 | 51,473,572 | 14,713,390 |



Esquema Ahorro - Inversión devengado al: 30/06/2000 (Provisorio) -en pesos-
-en pesos-

| Concepto | Nivel Institucional | Administración Central | Organismos Descentralizados | Total | Entes Autárquicos | Total | Instituciones de Seg. Social |
|--|---------------------|------------------------|-----------------------------|-------------|-------------------|-------------|------------------------------|
| I. INGRESOS CORRIENTES | | 161,665,648 | 18,122,885 | 179,788,533 | 14,605,713 | 194,394,247 | 41,153,831 |
| . Tributarios | | 123,725,939 | 14,731,071 | 138,457,010 | 3,164,760 | 141,621,770 | 88,701 |
| . Contribuciones a la Seguridad Social | | 0 | 0 | 0 | 0 | 0 | 28,263,980 |
| . No Tributarios | | 32,036,970 | 0 | 32,036,970 | 0 | 32,036,970 | 342,258 |
| . Vta. Bienes y Serv. de la Adm. Pública | | 241,896 | 3,391,814 | 3,633,710 | 11,440,953 | 15,074,664 | 1,936,607 |
| . Ingresos de Operación | | 0 | 0 | 0 | 0 | 0 | 0 |
| . Rentas de la Propiedad | | 294,365 | 0 | 294,365 | 0 | 294,365 | 10,522,285 |
| . Transferencias Corrientes | | 5,366,478 | 0 | 5,366,478 | 0 | 5,366,478 | 0 |
| II. GASTOS CORRIENTES | | 132,382,515 | 6,762,676 | 139,145,191 | 10,564,174 | 149,709,365 | 27,049,386 |
| . Gastos de Operación | | 0 | 0 | 0 | 0 | 0 | 0 |
| . Gastos de Consumo | | 82,605,185 | 6,757,319 | 89,362,505 | 8,265,469 | 97,627,973 | 11,304,687 |
| . Rentas de la Propiedad | | 6,201,641 | 0 | 6,201,641 | 403,550 | 6,605,191 | 0 |
| . Prestaciones de la Seguridad Social | | 0 | 0 | 0 | 0 | 0 | 14,702,651 |
| . Impuestos Directos | | 0 | 0 | 0 | 0 | 0 | 0 |
| . Otras Pérdidas | | 0 | 0 | 0 | 0 | 0 | 0 |
| . Transferencias Corrientes | | 43,575,689 | 5,357 | 43,581,046 | 1,895,155 | 45,476,201 | 1,042,047 |
| III. RESULTADO ECONOMICO | | 29,283,133 | 11,360,209 | 40,643,342 | 4,041,540 | 44,684,882 | 14,104,445 |
| IV. INGRESOS DE CAPITAL | | 3,698,642 | 4,934,343 | 8,632,985 | 0 | 8,632,985 | 767,939 |
| . Recursos Propios de Capital | | 0 | 445,013 | 445,013 | 0 | 445,013 | 0 |
| . Transferencias de Capital | | 1,000,000 | 0 | 1,000,000 | 0 | 1,000,000 | 0 |
| . Disminución de la Inversión Financiera | | 2,698,642 | 4,489,330 | 7,187,972 | 0 | 7,187,972 | 767,939 |
| V. GASTOS DE CAPITAL | | 543,516 | 18,762,170 | 19,305,686 | 2,861,224 | 22,166,910 | 158,994 |
| . Inversión Real Directa | | 543,516 | 13,480,310 | 14,023,826 | 2,861,224 | 16,885,050 | 55,755 |
| . Transferencias de Capital | | 0 | 0 | 0 | 0 | 0 | 0 |
| . Inversión Financiera | | 0 | 5,281,860 | 5,281,860 | 0 | 5,281,860 | 103,239 |
| VI. INGRESOS TOTALES | | 165,364,290 | 23,057,228 | 188,421,518 | 14,605,713 | 203,027,232 | 41,921,770 |
| VII. GASTOS TOTALES | | 132,926,030 | 25,524,846 | 158,450,877 | 13,425,398 | 171,876,274 | 27,208,380 |
| VIII. RESULTADO FINANCIERO PREVIO | | 32,438,260 | -2,467,618 | 29,970,642 | 1,180,316 | 31,150,957 | 14,713,390 |
| IX. CONTRIBUCIONES FIGURATIVAS | | 3,127,974 | 0 | 3,127,974 | 0 | 3,127,974 | 0 |
| X. GASTOS FIGURATIVOS | | 13,784,693 | 5,385,322 | 19,170,015 | 643,748 | 19,813,763 | 0 |
| XI. RESULTADO FINANCIERO | | 21,781,540 | -7,852,940 | 13,928,600 | 536,568 | 14,465,168 | 14,713,390 |
| XII. FUENTES FINANCIERAS | | 44,975,883 | 8,799,439 | 53,775,322 | 1,309,999 | 55,085,321 | 0 |
| . Disminución de la Inversión Financiera | | 0 | 8,505,677 | 8,505,677 | 1,309,999 | 9,815,676 | 0 |
| . Endeudamiento Púb. e Increm. Otros Pasivos | | 44,975,883 | 293,762 | 45,269,645 | 0 | 45,269,645 | 0 |
| . Incremento del Patrimonio | | 0 | 0 | 0 | 0 | 0 | 0 |
| XIII. APLICACIONES FINANCIERAS | | 17,676,624 | 162 | 17,676,786 | 400,130 | 18,076,917 | 2,598,196 |
| . Inversión Financiera | | 0 | 162 | 162 | 0 | 162 | 0 |
| . Amortiz. Deuda y Disminuc. Otros Pasivos | | 17,676,624 | 0 | 17,676,624 | 400,130 | 18,076,755 | 2,598,196 |
| . Disminución del Patrimonio | | 0 | 0 | 0 | 0 | 0 | 0 |
| XIV. FINANCIAMIENTO NETO | | 27,299,259 | 8,799,277 | 36,098,536 | 909,869 | 37,008,404 | -2,598,196 |
| XV. RESULTADO FINANCIERO DEFINITIVO | | 49,080,799 | 946,337 | 50,027,136 | 1,446,436 | 51,473,572 | 12,115,194 |



Compromiso de la Administración Central Acumulado Junio de 2000
en pesos

| Clasificación Institucional | Total | Gastos en Personal | Bienes de Consumo | Servicios no Personales | Intereses de Deudas | Transferencias | Bienes de Capital | Trabajos Públicos | Bienes Preexistentes | Inversión Financiera | Erogaciones Figurativas | Amortización de la Deuda |
|---|-------------------|--------------------|-------------------|-------------------------|---------------------|----------------|-------------------|-------------------|----------------------|----------------------|-------------------------|--------------------------|
| Poder Ejecutivo | 847,826.29 | 748,050.11 | 20,487.56 | 73,669.71 | - | - | 5,618.91 | - | - | - | - | - |
| Secretaría Privada | 614,052.52 | 523,789.06 | 19,429.46 | 65,215.09 | - | - | 5,618.91 | - | - | - | - | - |
| Repr. del Gobierno en la Cap. Federal | 233,773.77 | 224,261.05 | 1,058.10 | 8,454.62 | - | - | - | - | - | - | - | - |
| Mrio. de Gobierno, Trabajo y Justicia | 16,663,987.72 | 16,400,957.72 | 408,379.08 | 456,266.89 | - | 346,800.00 | 41,584.03 | - | - | - | - | - |
| Act. Centrales Mrio. Gobierno | 401,177.02 | 338,734.51 | 2,433.61 | 45,008.90 | - | 15,000.00 | - | - | - | - | - | - |
| Policía Provincial | 15,028,516.89 | 14,219,987.38 | 404,164.12 | 371,980.36 | - | - | 32,385.03 | - | - | - | - | - |
| Inspeccion Gral. de Justicia | 142,178.70 | 130,781.69 | 1,505.70 | 891.31 | - | - | 9,000.00 | - | - | - | - | - |
| Dirección de Registro Civil | 310,538.67 | 272,696.42 | 220.65 | 37,621.60 | - | - | - | - | - | - | - | - |
| Dirección General del Trabajo | 697,925.80 | 365,431.61 | - | 694.19 | - | 331,800.00 | - | - | - | - | - | - |
| Dirección de Asuntos Jurídicos | 37,867.75 | 37,797.22 | - | 70.53 | - | - | - | - | - | - | - | - |
| Dirección Autoseguro Riesgo de Trabajo | 35,782.89 | 35,528.89 | 55.00 | - | - | - | 199.00 | - | - | - | - | - |
| Secretaría de Hacienda | 2,882,478.95 | 2,388,419.24 | 50,630.33 | 213,097.70 | - | 200,000.00 | 30,003.18 | 328.50 | - | - | - | - |
| Act. Centrales Mrio. Economía | 528,381.77 | 435,499.38 | 17,638.76 | 72,692.90 | - | - | 2,550.73 | - | - | - | - | - |
| Dirección General de Transporte | 110,168.13 | 107,415.54 | 298.61 | 2,453.98 | - | - | - | - | - | - | - | - |
| Contaduría General | 294,215.40 | 281,167.42 | 3,794.03 | 9,253.95 | - | - | - | - | - | - | - | - |
| Dirección General de Rentas | 821,748.06 | 735,258.32 | 1,744.50 | 81,183.24 | - | - | 3,560.00 | - | - | - | - | - |
| Dirección General de Informática y Proc. de Datos | 180,146.08 | 120,691.37 | 2,446.50 | 39,268.56 | - | - | 17,739.65 | - | - | - | - | - |
| Dirección General de Presupuesto | 105,448.12 | 104,820.06 | 550.75 | 77.31 | - | - | - | - | - | - | - | - |
| Dirección de Haberes | 231,475.83 | 206,231.19 | 18,820.83 | 271.01 | - | - | 6,152.80 | - | - | - | - | - |
| Tesorería General | 149,566.89 | 140,956.93 | 1,961.15 | 6,648.81 | - | - | - | - | - | - | - | - |
| Dirección de Contrataciones y Suministros | 119,407.74 | 115,324.99 | 3,078.70 | 1,004.05 | - | - | - | - | - | - | - | - |
| Coord. Programas Nacionales | 341,922.93 | 141,054.04 | 296.50 | 243.89 | - | 200,000.00 | - | 328.50 | - | - | - | - |
| Secretaría de Obras y Servicios Públicos | 2,275,104.01 | 1,695,993.81 | 19,968.52 | 139,519.98 | - | - | 893.98 | 418,727.72 | - | - | - | - |
| Act. Centrales Sec. Obras Públicas | 371,895.61 | 322,773.38 | 3,021.38 | 46,100.85 | - | - | - | - | - | - | - | - |
| Dirección General de Arquitectura | 1,158,691.17 | 938,949.61 | 12,596.72 | 11,061.73 | - | - | 893.98 | 195,189.13 | - | - | - | - |
| Dirección General de Ingeniería | 463,247.81 | 238,121.47 | - | 1,587.75 | - | - | - | 223,538.59 | - | - | - | - |
| Dirección de Coordinación y Serv. Públicos | 122,542.33 | 120,555.01 | 85.00 | 1,902.32 | - | - | - | - | - | - | - | - |
| Dirección de Ad. Op. Aeropuerto Inter. Mal. Arg. | 158,727.09 | 75,594.34 | 4,265.42 | 78,867.33 | - | - | - | - | - | - | - | - |
| Mrio. de Salud y Acción Social | 8,764,691.04 | 4,829,965.57 | 68,360.04 | 248,880.97 | - | 3,614,522.79 | 2,941.67 | - | - | - | - | - |
| Act. Centrales Mrio. Salud | 599,644.25 | 503,151.42 | 16,273.35 | 79,319.48 | - | - | 900.00 | - | - | - | - | - |
| Dir. Adm. Subsecretaría Salud | 2,204,714.38 | 2,180,091.69 | 1,334.51 | 23,288.18 | - | - | - | - | - | - | - | - |
| Subsecretaría Acción Social | 5,734,512.03 | 1,932,212.07 | 50,575.94 | 137,519.56 | - | 3,613,622.79 | 581.67 | - | - | - | - | - |
| Subsecretaría Deportes | 225,820.38 | 214,510.39 | 196.24 | 8,753.75 | - | 900.00 | 1,460.00 | - | - | - | - | - |
| Mrio. de Educación y Cultura | 38,147,745.33 | 30,674,752.39 | 236,634.90 | 200,484.17 | - | 6,130,509.26 | 6,364.61 | - | - | - | - | - |
| Act. Centrales Mrio. Educación y Cultura | 5,951,049.57 | 605,696.62 | 127,820.40 | 83,686.31 | - | 5,127,994.59 | 5,851.65 | - | - | - | - | - |
| Dirección Nivel EGB1 y EGB2 | 17,379,474.45 | 17,220,954.16 | 107,814.50 | 47,678.16 | - | 2,514.67 | 512.96 | - | - | - | - | - |
| Dirección Nivel EGB3, Polimodal y TTP | 12,484,246.22 | 12,417,084.31 | - | 67,161.91 | - | - | - | - | - | - | - | - |
| Dirección Educación Superior | 57,083.31 | 56,260.45 | - | 822.86 | - | - | - | - | - | - | - | - |
| Dirección General de Cultura | 275,891.78 | 274,756.85 | - | 1,134.93 | - | - | - | - | - | - | - | - |
| Secretaría Legal y Técnica | 397,933.23 | 391,518.26 | 406.20 | 5,134.37 | - | - | 874.40 | - | - | - | - | - |
| Secretaría Legal y Técnica | 397,933.23 | 391,518.26 | 406.20 | 5,134.37 | - | - | 874.40 | - | - | - | - | - |

Compromiso de la Administración Central Acumulado Junio de 2000
en pesos

| Clasificación Institucional | Total | Gastos en Personal | Bienes de Consumo | Servicios no Personales | Intereses de Deudas | Transferencias | Bienes de Capital | Trabajos Públicos | Bienes Preexistentes | Inversión Financiera | Erogaciones Figurativas | Amortización de la Deuda |
|--|-----------------------|----------------------|---------------------|-------------------------|---------------------|----------------------|-------------------|-------------------|----------------------|----------------------|-------------------------|--------------------------|
| Secretaría General | 5,496,507,48 | 4,122,664,39 | 109,802,59 | 1,258,711,62 | - | - | 5,425,88 | - | - | - | - | - |
| Act. Centrales Secretaría General | 418,938,34 | 336,346,65 | 4,207,07 | 78,384,62 | - | - | - | - | - | - | - | - |
| Asesoría Letrada | 91,852,39 | 91,781,86 | - | 70,53 | - | - | - | - | - | - | - | - |
| Escritura General de Gobierno | 99,529,56 | 99,507,96 | 21,60 | 4,788,98 | - | - | - | - | - | - | - | - |
| Coordinación Provincial de Recursos Humanos | 303,054,60 | 292,720,54 | 2,792,63 | 4,788,98 | - | - | 2,752,45 | - | - | - | - | - |
| Dirección de Aeronáutica | 722,278,89 | 505,502,89 | 95,428,56 | 120,707,44 | - | - | 640,00 | - | - | - | - | - |
| Dirección de Servicios Auxiliares | 997,250,82 | 247,533,58 | 220,50 | 749,496,74 | - | - | - | - | - | - | - | - |
| Dirección de Ceremonial y Protocolo | 30,909,65 | 30,419,12 | 420,00 | 70,53 | - | - | - | - | - | - | - | - |
| Dirección de Medios de Información | 221,444,45 | 204,766,34 | 16,678,11 | 126,178,68 | - | - | 1,933,43 | - | - | - | - | - |
| Canal 13 | 1,025,675,94 | 859,147,15 | 6,064,83 | 158,530,53 | - | - | - | - | - | - | - | - |
| Canal 11 | 1,015,950,15 | 889,322,67 | 448,80 | 126,178,68 | - | - | - | - | - | - | - | - |
| Dirección de Defensa Civil | 216,627,31 | 214,761,99 | 198,60 | 1,666,72 | - | - | - | - | - | - | - | - |
| Dirección de Boletín Oficial e Imprenta | 191,815,68 | 189,859,82 | - | 1,955,86 | - | - | - | - | - | - | - | - |
| Dirección Centro de Comunicaciones | 161,179,70 | 160,993,82 | - | 185,88 | - | - | - | - | - | - | - | - |
| Secretaría de Planeamiento y Desarrollo | 2,027,048,63 | 1,602,995,14 | 7,895,67 | 416,157,82 | - | - | - | - | - | - | - | - |
| Act. Centrales Secretaría de Planeamiento | 331,135,81 | 291,709,46 | 3,268,16 | 36,158,19 | - | - | - | - | - | - | - | - |
| Dirección Gral. de Estadística y Coord. de Proy. | 128,779,02 | 109,683,63 | 19,095,39 | 19,095,39 | - | - | - | - | - | - | - | - |
| Dirección Gral. de Recursos Naturales | 976,716,17 | 613,139,88 | 4,337,21 | 359,239,08 | - | - | - | - | - | - | - | - |
| Dirección Gral. de Industria y Comercio | 256,325,55 | 256,159,57 | - | 166,98 | - | - | - | - | - | - | - | - |
| Dirección Ciencia Tec. y Logística Antártica | 45,567,38 | 44,762,52 | 804,86 | 166,98 | - | - | - | - | - | - | - | - |
| Dirección Gral. de Catastro | 148,810,28 | 147,826,66 | 290,30 | 693,32 | - | - | - | - | - | - | - | - |
| Dirección de Planif. e Inmuebles Prov. | 139,714,42 | 139,714,42 | - | - | - | - | - | - | - | - | - | - |
| Obligaciones a cargo del tesoro | 72,078,433,72 | - | - | 131,618,75 | 6,201,640,76 | 34,283,856,51 | - | - | - | - | - | - |
| Fiscalía del Estado | 385,333,00 | 365,266,00 | 2,252,00 | 17,536,00 | - | - | 280,00 | - | - | - | - | - |
| Actividades Centrales | 385,333,00 | 365,266,00 | 2,252,00 | 17,536,00 | - | - | 280,00 | - | - | - | - | - |
| Actividades Centrales | 385,333,00 | 365,266,00 | 2,252,00 | 17,536,00 | - | - | 280,00 | - | - | - | - | - |
| Tribunal de Cuentas | 1,186,223,63 | 1,119,016,28 | 2,816,39 | 52,019,58 | - | - | 1,166,94 | - | - | - | 10,204,44 | - |
| Actividades Centrales | 1,185,223,63 | 1,119,016,28 | 2,816,39 | 52,019,58 | - | - | 1,166,94 | - | - | - | 10,204,44 | - |
| Actividades Centrales | 1,185,223,63 | 1,119,016,28 | 2,816,39 | 52,019,58 | - | - | 1,166,94 | - | - | - | 10,204,44 | - |
| Poder Legislativo | 4,166,561,00 | 3,350,644,00 | 42,255,00 | 744,256,00 | - | - | 29,406,00 | - | - | - | - | - |
| Actividades Centrales | 4,166,561,00 | 3,350,644,00 | 42,255,00 | 744,256,00 | - | - | 29,406,00 | - | - | - | - | - |
| Actividades Centrales | 4,166,561,00 | 3,350,644,00 | 42,255,00 | 744,256,00 | - | - | 29,406,00 | - | - | - | - | - |
| Poder Judicial | 11,088,678,60 | 10,791,831,45 | 61,103,00 | 235,744,15 | - | - | - | - | - | - | - | - |
| Actividades Centrales | 11,088,678,60 | 10,791,831,45 | 61,103,00 | 235,744,15 | - | - | - | - | - | - | - | - |
| Actividades Centrales | 11,088,678,60 | 10,791,831,45 | 61,103,00 | 235,744,15 | - | - | - | - | - | - | - | - |
| Actividades Centrales | 11,088,678,60 | 10,791,831,45 | 61,103,00 | 235,744,15 | - | - | - | - | - | - | - | - |
| Total | 164,397,552,63 | 77,382,074,36 | 1,030,011,28 | 4,193,099,71 | 6,201,640,76 | 43,575,688,56 | 124,459,60 | 419,056,22 | - | - | 13,784,693,37 | 17,686,828,77 |


"Las Islas Malvinas, Georgias y Sandwich del Sur, y los Hielos Continentales son y serán argentinos"



Esquema Ahorro - Inversión devengado al: 30/06/2000 (Provisorio) -en pesos-

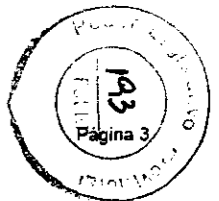
| Concepto | Administración Central (I) | Organismos Descentralizados (II) | Total (I) + (II) | Entes Autárquicos (III) | Total (I) + (II) + (III) |
|---|----------------------------|----------------------------------|--------------------|-------------------------|--------------------------|
| II. GASTOS CORRIENTES | 132.382.515 | 6.762.676 | 139.145.191 | 10.564.174 | 149.709.365 |
| - <u>Gastos de Operación</u> (sin movimiento) | 0 | 0 | 0 | 0 | 0 |
| - Gastos de Producción Empresas Públicas | 0 | 0 | 0 | 0 | 0 |
| - <u>Gastos de Consumo</u> (Excep. afectados a un bien de cap.) | 82.605.185 | 6.757.319 | 89.362.505 | 8.265.469 | 97.627.973 |
| - Personal | 77.382.074 | 4.719.523 | 82.101.597 | 5.345.945 | 87.447.542 |
| - Bienes de consumo | 1.030.011 | 1.098.518 | 2.128.530 | 1.235.559 | 3.364.089 |
| - Servicios no Personales | 4.193.100 | 939.278 | 5.132.378 | 1.662.159 | 6.794.537 |
| - Otros Gastos | 0 | 0 | 0 | 21.805 | 21.805 |
| - <u>Rentas de la Propiedad</u> | 6.201.641 | 0 | 6.201.641 | 403.550 | 6.605.191 |
| - Intereses y Gastos de la Deuda | 6.201.641 | 0 | 6.201.641 | 403.550 | 6.605.191 |
| - <u>Prestaciones de la Seguridad Social</u> | 0 | 0 | 0 | 0 | 0 |
| - Prestaciones que brindan los Org. de Prev. y Asist. Social | 0 | 0 | 0 | 0 | 0 |
| - <u>Impuestos Directos</u> (sin movimiento) | 0 | 0 | 0 | 0 | 0 |
| - <u>Otras Perdidas</u> (sin movimiento) | 0 | 0 | 0 | 0 | 0 |
| - <u>Transferencias Corrientes</u> | 43.575.689 | 5.357 | 43.581.046 | 1.895.155 | 45.476.201 |
| - Al Sector Privado | 13.339.514 | 5.357 | 13.344.871 | 647.197 | 13.992.068 |
| - Jubilaciones y Pensiones | 332.600 | 0 | 332.600 | 0 | 332.600 |
| - Becas | 389.530 | 0 | 389.530 | 0 | 389.530 |
| - Ayudas Sociales a Personas (Programas de Empleo) | 3.472.997 | 0 | 3.472.997 | 0 | 3.472.997 |
| - Enseñanza Privada | 3.761.800 | 0 | 3.761.800 | 0 | 3.761.800 |
| - Subsidio Gas | 4.302.225 | 0 | 4.302.225 | 0 | 4.302.225 |
| - Otros | 1.080.362 | 5.357 | 1.085.719 | 647.197 | 1.732.916 |
| - Al Sector Público | 30.236.174 | 0 | 30.236.174 | 1.247.958 | 31.484.132 |
| - Coparticipación a Municipios | 29.714.556 | 0 | 29.714.556 | 0 | 29.714.556 |
| - Subsidios a Municipios | 0 | 0 | 0 | 70.033 | 70.033 |
| - Organismos no consolidados presupuestariamente | 0 | 0 | 0 | 0 | 0 |
| - Otros | 521.618 | 0 | 521.618 | 1.177.925 | 1.699.543 |
| - Al Sector Externo | 0 | 0 | 0 | 0 | 0 |

| IPV | InFueTur | Vialidad | F. R.U. | H.R.R.G. | Total Organism. Descent. |
|-----------|----------|-----------|---------|----------|--------------------------|
| 3.414,456 | 396,632 | 1.702,169 | 629,344 | 620,075 | 6.762,676 |
| 0 | 0 | 0 | 0 | 0 | 0 |
| 3.409,099 | 396,632 | 1.702,169 | 629,344 | 620,075 | 6.757,319 |
| 3.029,251 | 310,697 | 1.379,575 | 476,255 | 349,583 | 4.719,523 |
| 20,557 | 2,391 | 249,732 | 476,255 | 349,583 | 1.098,518 |
| 359,291 | 83,544 | 72,862 | 153,089 | 270,492 | 939,278 |
| 0 | 0 | 0 | 0 | 0 | 0 |
| 0 | 0 | 0 | 0 | 0 | 0 |
| 0 | 0 | 0 | 0 | 0 | 0 |
| 5,357 | 0 | 0 | 0 | 0 | 5,357 |
| 5,357 | 0 | 0 | 0 | 0 | 5,357 |
| 0 | 0 | 0 | 0 | 0 | 0 |
| 0 | 0 | 0 | 0 | 0 | 0 |
| 0 | 0 | 0 | 0 | 0 | 0 |
| 0 | 0 | 0 | 0 | 0 | 0 |
| 0 | 0 | 0 | 0 | 0 | 0 |
| 0 | 0 | 0 | 0 | 0 | 0 |
| 0 | 0 | 0 | 0 | 0 | 0 |
| 5,357 | 0 | 0 | 0 | 0 | 5,357 |
| 0 | 0 | 0 | 0 | 0 | 0 |
| 0 | 0 | 0 | 0 | 0 | 0 |
| 0 | 0 | 0 | 0 | 0 | 0 |
| 0 | 0 | 0 | 0 | 0 | 0 |
| 0 | 0 | 0 | 0 | 0 | 0 |



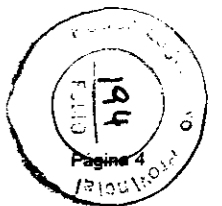
Esquema Ahorro - Inversión devengado al: 30/06/2000 (Provisorio) -en pesos-

| Concepto | Administración Central (I) | Organismos Descentralizados (II) | Total (I. + II) | Entes Autárquicos (III) | Total (I) + (II) + (III) | IPV | InFueTur | Vialidad | H.R.U. | H.R.R.G. | Total Organism. Descent. |
|--|----------------------------|----------------------------------|-------------------|-------------------------|--------------------------|-------------------|---------------|------------------|---------------|---------------|--------------------------|
| IV. INGRESOS DE CAPITAL | 3,698,642 | 4,934,343 | 3,632,985 | 0 | 8,632,985 | 4,934,343 | 0 | 0 | 0 | 0 | 4,934,343 |
| <u>Recursos Propios de Capital</u> | 0 | 445,013 | 445,013 | 0 | 445,013 | 445,013 | 0 | 0 | 0 | 0 | 445,013 |
| - Venta de Activo Fijo | | 445,013 | 445,013 | 0 | 445,013 | 445,013 | | | | | 445,013 |
| <u>Transferencias de Capital</u> | 1,000,000 | 0 | 1,000,000 | 0 | 1,000,000 | 0 | 0 | 0 | 0 | 0 | 0 |
| - Aportes No Reinteg.p/financiar Erog.de Capital | | | 0 | 0 | 0 | | | | | | 0 |
| - Fondo Desarrollo Regional | | | | | | | | | | | |
| - ATN p/finan. Erogaciones de Capital | 1,000,000 | | | | | | | | | | |
| - Fondo ATN | | | | | | | | | | | |
| - Aportes Ministerio de Economía | | | | | | | | | | | |
| - Otras transferencias de Capital | | | | | | | | | | | |
| <u>Disminución de la Inversión Financiera</u> | 2,698,642 | 4,489,330 | 7,187,972 | 0 | 7,187,972 | 4,489,330 | 0 | 0 | 0 | 0 | 4,489,330 |
| - Venta de Títulos y Valores | | 0 | 0 | 0 | 0 | | | | | | 0 |
| - Venta de Acciones y Participaciones de Capital | | 0 | 0 | 0 | 0 | | | | | | 0 |
| - Recupero de Préstamos | 2,698,642 | 4,489,330 | 7,187,972 | 0 | 7,187,972 | 4,489,330 | | | | | 4,489,330 |
| - Otros | | 0 | 0 | 0 | 0 | | | | | | 0 |
| V. GASTOS DE CAPITAL | 543,516 | 18,762,170 | 19,305,686 | 2,861,224 | 22,166,910 | 16,642,196 | 10,578 | 2,050,141 | 19,239 | 40,016 | 18,762,170 |
| <u>Inversión Real Directa</u> | 543,516 | 13,480,310 | 14,023,826 | 2,861,224 | 16,885,050 | 11,360,336 | 10,578 | 2,050,141 | 19,239 | 40,016 | 13,480,310 |
| - Bienes Preexistentes | | 0 | 0 | 0 | 0 | | | | | | 0 |
| - Construcciones | 419,056 | 13,355,978 | 13,778,034 | 2,524,373 | 16,302,407 | 11,298,259 | 10,578 | 2,050,141 | | | 13,358,978 |
| - Maquinaria y equipo | 124,460 | 121,332 | 245,792 | 336,851 | 582,643 | 62,077 | | | 19,239 | 40,016 | 121,332 |
| - Equipo de seguridad | | 0 | 0 | 0 | 0 | | | | | | 0 |
| - Personal (Activado a Bien de Capital) | | 0 | 0 | 0 | 0 | | | | | | 0 |
| - Consumo (Activado a Bien de Capital) | | 0 | 0 | 0 | 0 | | | | | | 0 |
| - Servicio (Activado a Bien de Capital) | | 0 | 0 | 0 | 0 | | | | | | 0 |
| - Otros | | 0 | 0 | 0 | 0 | | | | | | 0 |
| <u>Transferencias de Capital (a Org.no Consol.Presupuest.)</u> | 0 | 0 | 0 | 0 | 0 | 0 | 0 | 0 | 0 | 0 | 0 |
| - Al Sector Privado | | 0 | 0 | 0 | 0 | | | | | | 0 |
| - Al Sector Público | 0 | 0 | 0 | 0 | 0 | 0 | 0 | 0 | 0 | 0 | 0 |
| . Subsidios a Municipios | | 0 | 0 | 0 | 0 | | | | | | 0 |
| . Organismos no consolidados presupuestariamente | | 0 | 0 | 0 | 0 | | | | | | 0 |
| . Otros | | 0 | 0 | 0 | 0 | | | | | | 0 |
| - Al Sector Externo | | 0 | 0 | 0 | 0 | | | | | | 0 |
| <u>Inversión Financiera</u> | 0 | 5,281,860 | 5,281,860 | 0 | 5,281,860 | 5,281,860 | 0 | 0 | 0 | 0 | 5,281,860 |
| - Aportes de Capital | | 0 | 0 | 0 | 0 | | | | | | 0 |
| - Concesión de Préstamos | | 5,281,860 | 5,281,860 | 0 | 5,281,860 | 5,281,860 | | | | | 5,281,860 |



Esquema Ahorro - Inversión devengado al: 30/06/2000 (Provisorio) -en pesos-

| Concepto | Administración Central (I) | Organismos Descentralizados (II) | Total (I) + (II) | Entes Autárquicos (III) | Total (I) + (II) + (III) | IF/ | InFueTur | Vialidad | H.R.U. | H.R.R.G. | Total Organism. Descent. |
|---|----------------------------|----------------------------------|------------------|-------------------------|--------------------------|------------|----------|------------|-----------|----------|--------------------------|
| X. CONTRIBUCIONES FIGURATIVAS | 3,127,974 | 0 | 3,127,974 | 0 | 3,127,974 | 0 | 0 | 0 | 0 | 0 | 0 |
| - Con Recursos de Administración Central | | | | | 0 | | | | | | 0 |
| - Con Recursos de Organismos Descentralizados | 3,127,974 | 0 | 3,127,974 | 0 | 3,127,974 | | | | | | 0 |
| X. GASTOS FIGURATIVOS | 13,784,693 | 5,385,322 | 19,170,015 | 643,748 | 19,813,763 | 5,385,322 | 0 | 0 | 0 | 0 | 5,385,322 |
| - Afect. Rec. de Adm. Central a Org. Descentralizados | 13,784,693 | 0 | 13,784,693 | 0 | 13,784,693 | | | | | | 0 |
| - Afect. Rec. de Org. Descentralizados a Adm. Central | | 5,385,322 | 5,385,322 | 643,748 | 6,029,070 | 5,385,322 | | | | | 5,385,322 |
| XI. FUENTES FINANCIERAS | 44,975,883 | 8,799,439 | 53,775,322 | 1,309,999 | 55,085,321 | 8,686,330 | 0 | 0 | 113,109 | 0 | 8,799,439 |
| <u>Disminución de la Inversión Financiera</u> | 0 | 8,505,677 | 8,505,677 | 1,309,999 | 9,815,676 | 8,500,000 | 0 | 0 | 5,677 | 0 | 8,505,677 |
| - Disminución de Otros Activos Financieros | | 5,677 | 5,677 | 396,930 | 402,607 | | | | 5,677 | | 5,677 |
| - Remanentes de Ejercicios Anteriores | | 8,500,000 | 8,500,000 | 913,069 | 9,413,069 | 8,500,000 | | | | | 8,500,000 |
| <u>Endeudamiento Público e Increm. de Otros Pasivos</u> | 44,975,883 | 293,762 | 45,269,645 | 0 | 45,269,645 | 186,330 | 0 | 0 | 107,432 | 0 | 293,762 |
| - Aportes Reintegrables | | 0 | 0 | 0 | 0 | | | | | | 0 |
| - Colocación de deuda de corto y largo plazo | | 0 | 0 | 0 | 0 | | | | | | 0 |
| - Uso del Crédito | 44,975,883 | 107,432 | 45,083,315 | 0 | 45,083,315 | 0 | | | 107,432 | | 107,432 |
| - Otros | | 0 | 0 | 0 | 0 | 186,330 | | | | | 186,330 |
| <u>Incremento del Patrimonio (sin movimiento)</u> | | 0 | 0 | 0 | 0 | | | | | | 0 |
| XII. APLICACIONES FINANCIERAS | 17,676,624 | 162 | 17,676,786 | 400,130 | 18,076,917 | 0 | 0 | 0 | 162 | 0 | 162 |
| <u>Inversión Financiera</u> | 0 | 162 | 162 | 0 | 162 | 0 | 0 | 0 | 162 | 0 | 162 |
| - Adquisición de Títulos y Valores | | 0 | 0 | 0 | 0 | | | | | | 0 |
| - Incremento de Otros Activos Financieros | | 162 | 162 | 0 | 162 | | | | 162 | | 162 |
| <u>Amortiz. Deuda y Disminución de Otros Pasivos</u> | 17,676,624 | 0 | 17,676,624 | 400,130 | 18,076,755 | 0 | 0 | 0 | 0 | 0 | 0 |
| - Amortización de la Deuda Original | 17,676,624 | 0 | 17,676,624 | 400,130 | 18,076,755 | | | | | | 0 |
| - Amortización del Ajuste de la Deuda | | 0 | 0 | 0 | 0 | | | | | | 0 |
| <u>Disminución del Patrimonio (sin movimiento)</u> | | 0 | 0 | 0 | 0 | | | | | | 0 |
| Ingresos | 213,468,147 | 31,856,667 | 245,324,814 | 15,915,712 | 261,240,527 | 26,765,064 | 535,912 | 2,490,638 | 1,310,430 | 754,623 | 31,856,667 |
| Egresos | 164,387,348 | 30,910,330 | 195,297,678 | 14,469,276 | 209,766,955 | 25,441,974 | 407,210 | 3,752,310 | 648,745 | 660,091 | 30,910,330 |
| Resultado | 49,080,799 | 946,337 | 50,027,136 | 1,446,436 | 51,473,572 | 1,323,090 | 128,702 | -1,261,672 | 661,685 | 94,532 | 946,337 |




Esquema Ahorro - Inversión devengado al: 30/06/2000 (Provisorio) -en pesos-

| Concepto | Entes Autárquicos | | | | Total Entes Autárquicos | Instituciones Seguridad Social | | | Total Instituciones Seg. Social |
|---|-------------------|------------------|------------------|------------------|-------------------------|--------------------------------|-----------------------|-------------------|---------------------------------|
| | D.P.P | D.P.E. | D.P.O y S.S. | I.P.R.A. | | I.P.P.S | Caja Compens. Policia | I.S.S.T. | |
| I. INGRESOS CORRIENTES | 1,545,806 | 8,401,990 | 1,887,840 | 2,770,077 | 14,605,713 | 27,650,803 | 1,494,062 | 12,008,966 | 41,153,831 |
| - <u>Tributarios</u> | 0 | 3,164,760 | 0 | 0 | 3,164,760 | 88,701 | 0 | 0 | 88,701 |
| - De Origen Provincial | 0 | 0 | 0 | 0 | 0 | 0 | 0 | 0 | 0 |
| - Ingresos Brutos | 0 | 0 | 0 | 0 | 0 | 0 | 0 | 0 | 0 |
| - Inmobiliario Rural (1) | 0 | 0 | 0 | 0 | 0 | 0 | 0 | 0 | 0 |
| - Sellos | 0 | 0 | 0 | 0 | 0 | 0 | 0 | 0 | 0 |
| - Automotores (2) | 0 | 0 | 0 | 0 | 0 | 0 | 0 | 0 | 0 |
| - Otros recursos tributarios | 0 | 0 | 0 | 0 | 0 | 0 | 0 | 0 | 0 |
| - De Origen Nacional | 0 | 3,164,760 | 0 | 0 | 3,164,760 | 88,701 | 0 | 0 | 88,701 |
| - Distribución Secundaria - Ley 23548 y modif. | 0 | 0 | 0 | 0 | 0 | 0 | 0 | 0 | 0 |
| - Garantía de Coparticipación | 0 | 0 | 0 | 0 | 0 | 0 | 0 | 0 | 0 |
| - Ley 24049 - Posoco - Prosonu | 0 | 0 | 0 | 0 | 0 | 0 | 0 | 0 | 0 |
| - Ley 24049 - Hospitales y Minoridad y Familia | 0 | 0 | 0 | 0 | 0 | 0 | 0 | 0 | 0 |
| - Ley 24049 - Transf. Servicios | 0 | 0 | 0 | 0 | 0 | 0 | 0 | 0 | 0 |
| - Impuesto a las Ganancias - Obras Infr.Bas.Soc. | 0 | 0 | 0 | 0 | 0 | 0 | 0 | 0 | 0 |
| - Impuesto a las Ganancias - Excedente Con. Bonaerense | 0 | 0 | 0 | 0 | 0 | 0 | 0 | 0 | 0 |
| - Impuesto a las Ganancias - Ley 24.699 | 0 | 0 | 0 | 0 | 0 | 0 | 0 | 0 | 0 |
| - Impuesto a los Bienes Personales - Ley 24.699 | 0 | 0 | 0 | 0 | 0 | 0 | 0 | 0 | 0 |
| - Impuesto a los Bienes Person. - Ley 23966-Art.30 | 0 | 0 | 0 | 0 | 0 | 88,701 | 0 | 0 | 88,701 |
| - Impuesto a los Activos - Ley 23906 Fondo Educativo | 0 | 0 | 0 | 0 | 0 | 0 | 0 | 0 | 0 |
| - IVA - Ley 23966 - Art. 5º pto.2 | 0 | 0 | 0 | 0 | 0 | 0 | 0 | 0 | 0 |
| - Imp. Combustibles Líquidos - Obras de Infraestructura | 0 | 0 | 0 | 0 | 0 | 0 | 0 | 0 | 0 |
| - Imp. Combustibles Líquidos - Vialidad Provincial | 0 | 0 | 0 | 0 | 0 | 0 | 0 | 0 | 0 |
| - Imp. Combustibles Líquidos - F.E.D.E.I. | 0 | 1,747,778 | 0 | 0 | 1,747,778 | 0 | 0 | 0 | 0 |
| - Imp. Combustibles Líquidos - FO.NA.VI | 0 | 0 | 0 | 0 | 0 | 0 | 0 | 0 | 0 |
| - Reg. Energía Eléctrica - Fdo. p/ comp. Tarifa Elect. | 0 | 1,416,982 | 0 | 0 | 1,416,982 | 0 | 0 | 0 | 0 |
| - Reg. Energía Eléctrica - Transf. a Emp. Energ. Elect. | 0 | 0 | 0 | 0 | 0 | 0 | 0 | 0 | 0 |
| - Fondo Compensador Desequilibrios Fiscales | 0 | 0 | 0 | 0 | 0 | 0 | 0 | 0 | 0 |
| - Reg. Simplificado p/ Pequeños Contribuyentes | 0 | 0 | 0 | 0 | 0 | 0 | 0 | 0 | 0 |
| - Fondo Educativo y Prom. Cooperativa - Ley 23427 | 0 | 0 | 0 | 0 | 0 | 0 | 0 | 0 | 0 |
| - Moratoria Dto. 1023/95 | 0 | 0 | 0 | 0 | 0 | 0 | 0 | 0 | 0 |
| - Otros | 0 | 0 | 0 | 0 | 0 | 0 | 0 | 0 | 0 |
| - <u>Contribuciones a la Seguridad Social</u> | 0 | 0 | 0 | 0 | 0 | 17,253,671 | 937,950 | 10,072,359 | 28,263,980 |
| - Aportes y Retenc. q/ perciben Org. de Prev. y Asist. Soc. | 0 | 0 | 0 | 0 | 0 | 17,253,671 | 937,950 | 10,072,359 | 28,263,980 |
| - <u>No tributarios [Excepto (a) y (b)]</u> | 0 | 0 | 0 | 0 | 0 | 294,016 | 48,242 | 0 | 342,258 |
| - Recursos No Tributarios | 0 | 0 | 0 | 0 | 0 | 294,016 | 48,242 | 0 | 342,258 |
| - Regalías Hidrocarburíferas | 0 | 0 | 0 | 0 | 0 | 0 | 0 | 0 | 0 |
| - Otras Regalías | 0 | 0 | 0 | 0 | 0 | 0 | 0 | 0 | 0 |
| - <u>Vta. de Bienes y Serv. de la Adm. Pública (a)</u> | 1,545,806 | 5,237,230 | 1,887,840 | 2,770,077 | 11,440,953 | 0 | 0 | 1,936,607 | 1,936,607 |
| - Actividades de Ventas de bienes y Prestación de servicios | 1,545,806 | 5,237,230 | 1,887,840 | 2,770,077 | 11,440,953 | 0 | 0 | 1,936,607 | 1,936,607 |
| - <u>Ingresos de Operación (sin movimiento)</u> | 0 | 0 | 0 | 0 | 0 | 0 | 0 | 0 | 0 |
| - Actividades de Prod. de Empresas Públicas | 0 | 0 | 0 | 0 | 0 | 0 | 0 | 0 | 0 |
| - <u>Rentas de la Propiedad (b)</u> | 0 | 0 | 0 | 0 | 0 | 10,014,415 | 507,870 | 0 | 10,522,285 |
| - Recursos No Tribut. provenientes de Intereses Cobrados | 0 | 0 | 0 | 0 | 0 | 10,014,415 | 507,870 | 0 | 10,522,285 |
| - <u>Transferencias Corrientes (de Org. no Consol. Presup.)</u> | 0 | 0 | 0 | 0 | 0 | 0 | 0 | 0 | 0 |
| - Aportes No Reinteg. p/ financ. Erogaciones Corrientes | 0 | 0 | 0 | 0 | 0 | 0 | 0 | 0 | 0 |
| - Provenientes de Programas con asignación específica | 0 | 0 | 0 | 0 | 0 | 0 | 0 | 0 | 0 |
| - Subsidio de Gas | 0 | 0 | 0 | 0 | 0 | 0 | 0 | 0 | 0 |
| - ATN p/ financ. Erogaciones Corrientes | 0 | 0 | 0 | 0 | 0 | 0 | 0 | 0 | 0 |
| - Otras | 0 | 0 | 0 | 0 | 0 | 0 | 0 | 0 | 0 |


(1) El Impuesto Inmobiliario Urbano es percibido por los Municipios

(2) El Impuesto a la Patente Automotor es percibido por los Municipios




Esquema Ahorro - Inversión devengado al: 30/06/2000 (Provisorio) -en pesos-

| Concepto | Entes Autárquicos | | | | Total Entes Autárquicos | Instituciones Seguridad Social | | | Total Instituciones Seg. Social |
|--|-------------------|------------------|------------------|------------------|-------------------------|--------------------------------|-----------------------|-------------------|---------------------------------|
| | D.P.P | D.P.E. | D.P.O y S.S. | I.P.R.A. | | I.P.P.S | Caja Compens. Policia | I.S.S.T. | |
| II.GASTOS CORRIENTES | 1,019,859 | 4,968,516 | 1,854,521 | 2,721,238 | 10,564,174 | 15,448,739 | 610,930 | 10,969,717 | 27,049,396 |
| - <u>Gastos de Operación</u> (sin movimiento) | 0 | 0 | | 0 | 0 | 0 | 0 | 0 | 0 |
| - Gastos de Producción Empresas Públicas | | | | | 0 | | | | 0 |
| - <u>Gastos de Consumo</u> (Excep. afectado a un bien de cap.) | 602,749 | 4,251,286 | 1,854,521 | 1,556,913 | 8,265,469 | 1,317,887 | 39,130 | 9,947,670 | 11,304,687 |
| - Personal | 394,312 | 2,595,401 | 1,407,855 | 948,377 | 5,345,945 | 1,231,399 | | 2,326,651 | 3,558,050 |
| - Bienes de consumo | 14,514 | 1,102,004 | 95,739 | 23,302 | 1,235,559 | 9,144 | 1,760 | 1,369,128 | 1,380,032 |
| - Servicios no Personales | 193,923 | 553,381 | 350,927 | 563,428 | 1,662,159 | 77,344 | 37,370 | 6,251,891 | 6,366,605 |
| - Otros Gastos | | | | 21,805 | 21,805 | | | | 0 |
| - <u>Rentas de la Propiedad</u> | 403,550 | 0 | 0 | 0 | 403,550 | 0 | 0 | 0 | 0 |
| - Intereses y Gastos de la Deuda | 403,550 | | | | 403,550 | | | | 0 |
| - <u>Prestaciones de la Seguridad Social</u> | 0 | 0 | 0 | 0 | 0 | 14,130,851 | 571,800 | 0 | 14,702,651 |
| - Prestaciones que brindan los Org.de Prev. y Asist.Social | | | | | 0 | 14,130,851 | 571,800 | | 14,702,651 |
| - <u>Impuestos Directos</u> (sin movimiento) | | | | | 0 | | | | 0 |
| - <u>Otras Perdidas</u> (sin movimiento) | | | | | 0 | | | | 0 |
| - <u>Transferencias Corrientes</u> | 13,600 | 717,230 | 0 | 1,164,325 | 1,895,155 | 0 | 0 | 1,042,047 | 1,042,047 |
| - Al Sector Privado | 0 | 647,197 | 0 | 0 | 647,197 | 0 | 0 | 1,042,047 | 1,042,047 |
| - Jubilaciones y Pensiones | | | | | 0 | | | | 0 |
| - Becas | | | | | 0 | | | | 0 |
| - Ayudas Sociales a Personas | | | | | 0 | | | | 0 |
| - Enseñanza Privada | | | | | 0 | | | | 0 |
| - Subsidio Gas | | | | | 0 | | | | 0 |
| - Otros | | 647,197 | | | 647,197 | | | 1,042,047 | 1,042,047 |
| - Al Sector Público | 13,600 | 70,033 | 0 | 1,164,325 | 1,247,958 | 0 | 0 | 0 | 0 |
| - Coparticipación a Municipios | | | | | 0 | | | | 0 |
| - Subsidios a Municipios | | 70,033 | | | 70,033 | | | | 0 |
| - Organismos no consolidados presupuestariamente | | | | | 0 | | | | 0 |
| - Otros | 13,600 | | | 1,164,325 | 1,177,925 | | | | 0 |
| - Al Sector Externo | | | | | 0 | | | | 0 |




Esquema Ahorro - Inversión devengado al: 30/06/2000 (Provisorio) -en pesos-

| Concepto | Entes Autárquicos | | | | Total Entes Autárquicos | Instituciones Seguridad Social | | | Total Instituciones Seg. Social |
|--|-------------------|-----------|--------------|----------|-------------------------|--------------------------------|-----------------------|----------|---------------------------------|
| | D.P.P | D.P.E. | D.P.O y S.S. | I.P.R.A. | | I.P.P.S | Caja Compens. Policia | I.S.S.T. | |
| IV.INGRESOS DE CAPITAL | 0 | 0 | 0 | 0 | 0 | 767,939 | 0 | 0 | 767,939 |
| <u>Recursos Propios de Capital</u> | 0 | 0 | 0 | 0 | 0 | 0 | 0 | 0 | 0 |
| - Venta de Activo Fijo | | | | | 0 | | | | 0 |
| <u>Transferencias de Capital</u> | 0 | 0 | 0 | 0 | 0 | 0 | 0 | 0 | 0 |
| - Aportes No Reinteg.p/financiar Erog.de Capital | | | | | 0 | | | | 0 |
| - Fondo Desarrollo Regional | | | | | | | | | |
| - ATN p/finan. Erogaciones de Capital | | | | | | | | | |
| - Fondo ATN | | | | | | | | | |
| -Aportes Ministerio de Economía | | | | | | | | | |
| -Otras transferencias de Capital | | | | | | | | | |
| <u>Disminución de la Inversión Financiera</u> | 0 | 0 | 0 | 0 | 0 | 767,939 | 0 | 0 | 767,939 |
| - Venta de Títulos y Valores | | | | | 0 | | | | 0 |
| - Venta de Acciones y Participaciones de Capital | | | | | 0 | | | | 0 |
| - Recupero de Préstamos | | | | | 0 | 767,939 | | | 767,939 |
| - Otros | | | | | 0 | | | | 0 |
| V.GASTOS DE CAPITAL | 0 | 2,779,540 | 81,684 | 0 | 2,861,224 | 40,937 | 524 | 117,533 | 168,994 |
| <u>Inversión Real Directa</u> | 0 | 2,779,540 | 81,684 | 0 | 2,861,224 | 40,599 | 524 | 14,632 | 55,755 |
| - Bienes Preexistentes | | | | | 0 | | 260 | 3,825 | 4,085 |
| - Construcciones | | 2,524,373 | | | 2,524,373 | 21,919 | | | 21,919 |
| - Maquinaria y equipo | | 255,167 | 81,684 | | 336,851 | 17,100 | 264 | 8,174 | 25,538 |
| - Equipo de seguridad | | | | | 0 | | | | 0 |
| - Personal (Activado a Bien de Capital) | | | | | 0 | | | | 0 |
| - Consumo (Activado a Bien de Capital) | | | | | 0 | | | | 0 |
| - Servicio (Activado a Bien de Capital) | | | | | 0 | | | | 0 |
| - Otros | | | | | 0 | 1,580 | | 2,633 | 4,213 |
| <u>Transferencias de Capital (a Org.no Consol.Presupuest.)</u> | 0 | 0 | 0 | 0 | 0 | 0 | 0 | 0 | 0 |
| - Al Sector Privado | | | | | 0 | | | | 0 |
| - Al Sector Público | 0 | 0 | 0 | 0 | 0 | 0 | 0 | 0 | 0 |
| Subsidios a Municipios | | | | | 0 | | | | 0 |
| Organismos no consolidados presupuestariamente | | | | | 0 | | | | 0 |
| Otros | | | | | 0 | | | | 0 |
| - Al Sector Externo | | | | | 0 | | | | 0 |
| <u>Inversión Financiera</u> | 0 | 0 | 0 | 0 | 0 | 338 | 0 | 102,901 | 103,239 |
| - Aportes de Capital | | | | | 0 | | | | 0 |
| - Concesion de Préstamos | | | | | 0 | 338 | | 102,901 | 103,239 |



Esquema Ahorro - Inversión devengado al: 30/06/2000 (Provisorio) -en pesos-

| Concepto | Entes Autárquicos | | | | Total Entes Autárquicos | Instituciones Seguridad Social | | | Total Instituciones Seg. Social |
|---|-------------------|-----------|--------------|-----------|-------------------------|--------------------------------|-----------------------|------------|---------------------------------|
| | D.P.P | D.P.E. | D.P.O y S.S. | I.P.R.A. | | I.P.P.S | Caja Compens. Policia | I.S.S.T. | |
| IX. CONTRIBUCIONES FIGURATIVAS | 0 | 0 | 0 | 0 | 0 | 0 | 0 | 0 | 0 |
| - Con Recursos de Administración Central | | | | | 0 | | | | 0 |
| - Con Recursos de Organismos Descentralizados | | | | | 0 | | | | 0 |
| X. GASTOS FIGURATIVOS | 0 | 643,743 | 0 | 0 | 643,748 | 0 | 0 | 0 | 0 |
| - Afect. Rec. de Adm. Central a Org. Descentralizados | | | | | 0 | | | | 0 |
| - Afect. Rec. de Org. Descentralizados a Adm. Central | | 643,748 | | | 643,748 | | | | 0 |
| XI. FUENTES FINANCIERAS | 0 | 913,069 | 396,930 | 0 | 1,309,999 | 0 | 0 | 0 | 0 |
| <u>Disminución de la Inversión Financiera</u> | 0 | 913,069 | 396,930 | 0 | 1,309,999 | 0 | 0 | 0 | 0 |
| - Disminución de Otros Activos Financieros | | | 396,930 | | 396,930 | | | | 0 |
| - Remanentes de Ejercicios Anteriores | | 913,069 | | | 913,069 | | | | 0 |
| <u>Endeudamiento Público e Increm. de Otros Pasivos</u> | 0 | 0 | 0 | 0 | 0 | 0 | 0 | 0 | 0 |
| - Aportes Reintegrables | | | | | 0 | | | | 0 |
| - Colocación de deuda de corto y largo plazo | | | | | 0 | | | | 0 |
| - Uso del Crédito | | | | | 0 | | | | 0 |
| - Otros | | | | | 0 | | | | 0 |
| <u>Incremento del Patrimonio</u> (sin movimiento) | | | | | 0 | | | | 0 |
| XII. APLICACIONES FINANCIERAS | 374,495 | 0 | 25,635 | 0 | 400,130 | 0 | 0 | 2,598,196 | 2,598,196 |
| <u>Inversión Financiera</u> | 0 | 0 | 0 | 0 | 0 | 0 | 0 | 0 | 0 |
| - Adquisición de Títulos y Valores | | | | | 0 | | | | 0 |
| - Incremento de Otros Activos Financieros | | | | | 0 | | | | 0 |
| <u>Amortiz. Deuda y Disminución de Otros Pasivos</u> | 374,495 | 0 | 25,635 | 0 | 400,130 | 0 | 0 | 2,598,196 | 2,598,196 |
| - Amortización de la Deuda Original | 374,495 | | 25,635 | | 400,130 | | | 2,598,196 | 2,598,196 |
| - Amortización del Ajuste de la Deuda | | | | | 0 | | | | 0 |
| <u>Disminución del Patrimonio</u> (sin movimiento) | | | | | 0 | | | | 0 |
| Ingresos | 1,545,806 | 9,315,059 | 2,284,770 | 2,770,077 | 15,915,712 | 28,418,742 | 1,494,062 | 12,008,966 | 41,921,770 |
| Egresos | 1,394,394 | 8,391,804 | 1,961,840 | 2,721,238 | 14,469,276 | 15,489,676 | 611,454 | 13,705,446 | 29,806,576 |
| Resultado | 151,412 | 923,255 | 322,930 | 48,839 | 1,446,436 | 12,929,066 | 882,608 | -1,696,480 | 12,115,194 |





PROVINCIA DE TIERRA DEL FUEGO
ADMINISTRACION PROVINCIAL
PLANTA DE PERSONAL OCUPADA

Mes de: J U N I O de 2000

Planilla N° 12


| ESCALAFONES | PLANTA DE PERSONAL OCUPADA | | |
|---|----------------------------|--------------|--------------|
| | TOTAL | Permanente | Temporario |
| 1 JUSTICIA | 259 | 259 | |
| 2 SEGURIDAD | 900 | 900 | |
| 3 SALUD (Húmedos) | 1,022 | 1,022 | |
| 4 VIAL | 94 | 87 | 7 |
| 5 GENERAL (Secos, Sat, Aeronáutica y Retiro Voluntario) | 1,832 | 1,832 | |
| 6 LEGISLATIVO | 158 | 113 | 45 |
| 7 AUTORIDADES SUPERIORES | 53 | 53 | |
| 8 RESTO | 582 | 544 | 38 |
| 9 SUBTOTAL [suma (1) al (8)] | 4,900 | 4,810 | 90 |
| DOCENTES | | | |
| 10 Titulares e Interinos (Cargos) Primaria y Secundaria | 1,317 | 666 | 651 |
| 11 Suplentes (Cargos) Primaria y Secundaria | 1,010 | | 1,010 |
| 12 Horas (en horas) Docentes Primarios | 28,058 | 3,882 | 24,176 |
| 13 Cátedras (en Cargos) 12/30 Docentes Secundarios | 2,616 | 289 | 2,327 |
| 14 Total [suma (10) al (11)] | 2,327 | 666 | 1,661 |
| 15 TOTAL [(9) + (14)] | 7,227 | 5,476 | 1,751 |
| Personal Transferido | 0 | 0 | 0 |
| TOTAL | 7,227 | 5,476 | 1,751 |


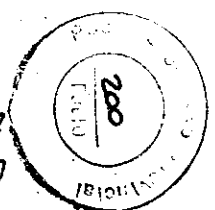
PROVINCIA DE

ADMINISTRACION PROVINCIAL
PLANTA DE PERSONAL OCUPADA

en pesos MES JUNIO/2000.-

| ESCALAFONES | PLANTA OCUPADA | | |
|-------------------------------|----------------|------------|------------|
| | TOTAL | PERMANENTE | TEMPORARIO |
| 1- Justicia | | | |
| 2- Seguridad | 900 | 900 | |
| 3- Salud | | | |
| 4- Vial | | | |
| 5- General | | | |
| 6- Legislativo | | | |
| 7- Autoridades Superiores | | | |
| 8- Resto | | | |
| 9- Subtotal (1) + (8) | | | |
| Docentes | | | |
| 10. Titulares e Interinos | | | |
| 11. Suplentes | | | |
| 12. Horas (en hs.) | | | |
| 13. Cátedra (en cargos) 12/30 | | | |
| 14. Total (10+11+13) | | | |
| 15. Total (9) + (14) | | | |
| Personal Transferido | | | |
| Total | 900 | 900 | |





 Comisario Inspector Juan Carlos LAGOS LAMAS
 Policía Provincia de Tierra del Fuego



PROVINCIA DE TIERRA DEL FUEGO
ADMINISTRACION PROVINCIAL
NOMINA DE PERSONAL: DEVENGADA


Mes de: JUNIO de 2000

En Pesos

Planilla Nº 13

| ESCALAFONES | Aportes Patronales (1) | Remuneraciones (2) | Adicionales (3) | Sub Total (4)=(1)+(2)+(3) | Asignaciones Familiares (5) | Total (6)=(4)+(5) | Aportes Personales (7) | Sueldo Líquido (8)=(6)-(1)-(7) |
|---|------------------------|--------------------|-----------------|---------------------------|-----------------------------|-------------------|------------------------|--------------------------------|
| 1 JUSTICIA | 131,382.59 | 1,001,628.65 | 10,640.72 | 1,143,651.96 | 35,551.00 | 1,179,202.96 | 253,100.85 | 794,719.52 |
| 2 SEGURIDAD | 268,937.24 | 1,444,730.33 | 298,976.50 | 2,012,644.07 | 169,557.00 | 2,182,201.07 | 452,943.08 | 1,460,320.75 |
| 3 SALUD (Húmedos) | 272,302.08 | 581,212.20 | 1,261,119.78 | 2,114,634.06 | 143,093.20 | 2,257,727.26 | 325,800.45 | 1,659,624.73 |
| 4 VIAL | 22,796.00 | 160,997.00 | 7,867.00 | 191,660.00 | 15,846.00 | 207,506.00 | 47,271.00 | 137,439.00 |
| 5 GENERAL (Secos, Sat, Aeronáutica y Retiro Voluntario) | 307,557.77 | 1,161,324.06 | 892,605.55 | 2,361,487.38 | 256,106.20 | 2,617,593.58 | 370,788.63 | 1,939,247.18 |
| 6 LEGISLATIVO | 81,950.99 | 547,040.25 | 74,022.82 | 703,014.06 | 23,458.00 | 726,472.06 | 97,241.49 | 547,279.58 |
| 7 AUTORIDADES SUPERIORES | 26,634.18 | 179,128.00 | | 205,762.18 | 4,905.00 | 210,667.18 | 31,780.59 | 152,252.41 |
| 8 RESTO | 192,210.09 | 792,963.89 | 608,087.15 | 1,593,261.13 | 100,737.69 | 1,693,998.82 | 283,385.90 | 1,218,402.83 |
| 9 SUBTOTAL [suma (1) al (8)] | 1,303,770.94 | 5,869,024.38 | 3,153,319.52 | 10,326,114.84 | 749,254.09 | 11,075,368.93 | 1,862,311.99 | 7,909,286.00 |
| DOCENTES | | | | | | | | |
| 10 Titulares e Interinos (Cargos) Primaria y Secundaria | 174,518.16 | 561,821.14 | 594,745.38 | 1,331,084.68 | 105,329.34 | 1,436,414.02 | 208,056.80 | 1,053,839.06 |
| 11 Suplentes (Cargos) Primaria y Secundaria | 110,211.01 | 363,889.50 | 341,059.23 | 815,159.74 | 58,233.98 | 873,393.72 | 131,219.09 | 631,963.62 |
| 12 Horas (en horas) Docentes Primarios | 26,902.50 | 90,523.38 | 85,062.97 | 202,488.85 | 16,701.82 | 219,190.67 | 32,300.47 | 159,987.70 |
| 13 Cátedras (en Cargos) 12/30 Docentes Secundarios | 131,785.96 | 401,354.58 | 417,823.54 | 950,964.08 | 50,192.99 | 1,001,157.07 | 157,226.13 | 712,144.98 |
| 14 Total [suma (10) al (13)] | 443,417.63 | 1,417,588.60 | 1,438,691.12 | 3,299,697.35 | 230,458.13 | 3,530,155.48 | 528,802.49 | 2,557,935.36 |
| 15 TOTAL [(9) + (14)] | 1,747,188.57 | 7,286,612.98 | 4,592,010.64 | 13,625,812.19 | 979,712.22 | 14,605,524.41 | 2,391,114.48 | 10,467,221.36 |
| Personal Transferido | | | | 0.00 | | 0.00 | | 0.00 |
| TOTAL | 1,747,188.57 | 7,286,612.98 | 4,592,010.64 | 13,625,812.19 | 979,712.22 | 14,605,524.41 | 2,391,114.48 | 10,467,221.36 |


Nota: No incluye ajuste de meses anteriores.-





PROVINCIA DE TIERRA DEL FUEGO
PLANILLA 14.1: SUELDOS VIGENTES / ESCALAFÓN GENERAL
al 30/06/2000

| CONCEPTO CATEGORÍA | GENERAL | | | | | |
|---|--------------|--------------|--------------|--------------|--------------|--------------|
| | CATEGORÍA 15 | CATEGORÍA 17 | CATEGORÍA 19 | CATEGORÍA 21 | CATEGORÍA 22 | CATEGORÍA 23 |
| A- TOTAL DE ASIGNACIONES DE LA CATEGORÍA | | | | | | |
| 1- Sueldo Básico | 129 | 144 | 169 | 217 | 350 | 455 |
| 2- Adicionales Relativos al Cargo | | | | | | |
| 2.1 Dedicación Funcional | 147 | 151 | 158 | 147 | 147 | 151 |
| 2.2 Adicional por Reestructuración | 356 | 323 | 298 | 330 | 320 | 230 |
| 2.3 Suma Fija Remunerativa No Bonificada | | | | | | |
| B- TOTAL ADICIONALES PERSONALES | | | | | | |
| 1- Antigüedad | | | | | | |
| 2- Título | 276 | 295 | 326 | 364 | 497 | 606 |
| 3- Zona | 181 | 181 | 181 | 241 | 241 | 241 |
| 4- Presentismo | | | | | | |
| C- TOTAL SUELDO BRUTO | 1.089 | 1.093 | 1.131 | 1.299 | 1.555 | 1.682 |
| D- APORTES PERSONALES | 174 | 175 | 181 | 208 | 249 | 289 |
| E- SUELDO NETO (C-D) | 915 | 918 | 950 | 1.091 | 1.306 | 1.413 |



CP CLAUDIO LIENDO
Director de Administración Financiera
Dirección Provincial de Vialidad

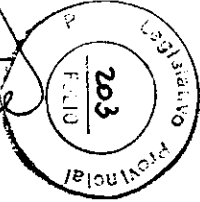
EN PESOS

| CONCEPTO / CATEGORIA | MES DE Jun-00 | | | |
|-------------------------------------|---------------|--------------|--------------|--------------|
| | GENERAL | | | |
| | CATEGORIA 10 | CATEGORIA 16 | CATEGORIA 19 | CATEGORIA 22 |
| A) TOTAL DE ASIGNAC. DE LA CATEG. | | | | |
| 1) Sueldo Basico | 135.00 | 148.00 | 193.00 | 338.00 |
| 2) Adicionales relativos al Cargo | | | | |
| 2.1 Dedicación Funcional | | | | |
| 2.2 Adicional por Reestructuras | | | 150.00 | 200.00 |
| 3.3 Suma Fija No Rem. No Bonif. | | | | |
| B) TOTAL ADICIONAL PERSONALES | | | | |
| 1 Antigüedad (x) 2% p/año s/basico | | | | |
| 2 Titulo(x) 7.5%.17.5%.25% s/basico | | | | |
| 3 Zona 100% | 135.00 | 148.00 | 193.00 | 338.00 |
| 4 Presentismo | 90.00 | 90.00 | 90.00 | 120.00 |
| 5 Bonificacion | 338.80 | 342.80 | 297.60 | 320.00 |
| C) TOTAL SUELDO BRUTO | 698.80 | 728.80 | 923.60 | 1,316.00 |
| D) APORTES PERSONALES | 118.80 | 123.90 | 157.01 | 223.72 |
| E) SUELDO NETO (C-D) | 580.00 | 604.90 | 766.59 | 1,092.28 |

NOTA: (X) Metodologia de calculo

* Valores de Responsabilidad Jerarquica modificados s/Dto. 771 a partir del 1° de mayo de 2000


DANTE ANTONIO ASILI
 Director General de Haberes
 M° E.O.yS.P.



SUELDOS VIGENTES / ESCALAFON

"DOCENTES"

Planilla N° 14.3

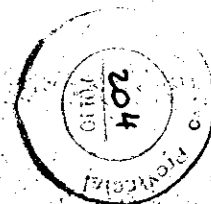
EN PESOS

| CONCEPTO / CATEGORIA | MES DE Jun-00 | | | |
|-----------------------------------|------------------|----------|----------------|-----------|
| | DOCENTE | | SECUNDARIO | |
| | PRIMARIO | | Horas Catedras | Preceptor |
| | Maestro de Grado | Director | | |
| A) TOTAL DE ASIGNAC. DE LA CATEG. | | | | |
| 1) Sueldo Basico | 153.75 | 233.79 | 10.28 | 138.44 |
| 2) Adicionales relativos al Cargo | | | | |
| 2.1 Suma Fija Rem. No Bonif. | 135.00 | 189.00 | 9.03 | 121.55 |
| 2.2 Funcion Docente | 46.13 | 70.14 | 3.08 | 41.53 |
| B) TOTAL ADICIONAL PERSONALES | | | | |
| 1 Antigüedad (X) | | | | |
| 2 Zona 100% | 348.55 | 350.69 | 15.42 | 207.66 |
| 3 Presentismo | 148.68 | 46.76 | 2.06 | 27.69 |
| C) TOTAL SUELDO BRUTO | 832.10 | 890.37 | 39.87 | 536.87 |
| D) APORTES PERSONALES | 141.46 | 151.36 | 6.78 | 91.27 |
| E) SUELDO NETO (C-D) | 690.65 | 739.01 | 33.09 | 445.60 |

NOTA: se calcula s/% tabla

Valores vigentes a partir del 1° de marzo de 2000 Dto. 555


 DANTE ANTONIO ASILI
 Director General de Haberes
 M° E.O. y S.P.



SUELDOS VIGENTES / ESCALAFON


"SALUD"

Planilla N° 14.4

EN PESOS

| CONCEPTO / CATEGORIA | MES DE Jun-00 | | | |
|--|---------------|-------------------------|------------------|------------------|
| | SALUD | | | |
| | ENFERMERA | ENFERMERA ESPECIALIZADA | MEDICO ASISTENTE | JEFE DE SERVICIO |
| A) TOTAL DE ASIGNAC. DE LA CATEG. | 15 P.A.Y.T. | 19 P.A.Y.T. | 21 P.A.Y.T. | 21 P.A.Y.T. |
| 1) Sueldo Basico | 140.00 | 193.00 | 220.00 | 220.00 |
| 2) Adicionales relativos al Cargo | | | | |
| 2.1 Cargo Unico | | | | |
| B) TOTAL ADICIONAL PERSONALES | | | | |
| 1 Antigüedad = (\$) 2% +(4) + 50% de (7) | | | | |
| 2 Titulo (\$) 7,5 %17,5%25% SI(1) | | | | |
| 3 Dedicación Exclusiva (\$) 188%)S/T.ESC | | | | |
| 4 Bonificación | 248.07 | 220.83 | 162.38 | 162.38 |
| 5 Presentismo | 90.00 | 90.00 | 120.00 | 120.00 |
| 6 ZONA = 100% de | 140.00 | 193.00 | 220.00 | 220.00 |
| 7 REFRIGERIO | 6.77 | 6.77 | 6.77 | 6.77 |
| 8 ADICIONAL FUNCION JERARQUICA | | | | 365.49 |
| C) TOTAL SUELDO BRUTO | 624.84 | 703.60 | 729.15 | 1094.64 |
| D) APORTES PERSONALES | 106.22 | 119.61 | 123.96 | 186.09 |
| E) SUELDO NETO (C-D) | 518.62 | 583.99 | 605.19 | 908.55 |

Dante Antonio Asili
DANTE ANTONIO ASILI
 Director General de Haberes
 M.E.O.yS.P.





Provincia de Buenos Aires, fundada
 el 22 de Octubre de 1880
 República Argentina

SUPERIOR TRIBUNAL DE JUSTICIA

PLANILLA N° 14.5

SUELDOS VIGENTES / ESCALAFON JUSTICIA

En pesos

| CONCEPTO/CATEGORIA | MES DE JUNIO | | | |
|--------------------------------------|--------------------|------------------------|--------------------|---------------------|
| | JUSTICIA | | | |
| | MINISTRO S.T.J. | JUEZ 1ra. INSTANCIA | OFICIAL PRIMERO | AUXILIAR PRIMERO |
| A) TOTAL DE ASIGNAC. DE LA CATEGORIA | | | | |
| 1) SUELDO BASICO | \$8.437,00 | \$5.906,00 | \$2.750,00 | \$1.640,00 |
| 2) ADICIONALES RELATIVOS AL CARGO | | | | |
| 2.1. DEDICACION FUNCIONAL | | | | |
| 2.2. DEDICACION EXCLUSIVA | | | | |
| 2.3. COMPENSAC. JERARQUICA | | | | |
| B) TOTAL ADICIONALES PERSONALES | | | | |
| 1) ANTIGUEDAD (1) | \$5.118,45 | \$2.303,34 | \$920,65 | \$242,94 |
| 2) TITULO | | | \$83,70 | |
| C) TOTAL SUELDO BRUTO | \$13.555,45 | \$8.209,34 | \$3.754,35 | \$1.882,94 |
| D) APORTES PERSONALES (2) | \$-2.022,49 | \$-1.305,50 | \$-680,15 | \$-348,49 |
| E) SUELDO NETO (C-D) | \$11.532,96 | \$6.903,84 | \$3.074,20 | \$1.534,45 |

MAGISTR. Y FUNC.: ANTIG. 1.75% S/ SUELDO BASICO POR C/AÑO RECONOCIDO; RESTO DEL PERSONAL 2%

ADMINISTRATIVOS: CON TITULO ABOGADO: 10% DEL SUELDO BASICO.

ORDENANZAS: CON TITULO SECUNDARIO: 5% DEL S.BASICO.

TITULO TERCIARIO: AFIN CON LA TAREA QUE DESEMPEÑA. 7% DEL S.BASICO.

(1) y (2): Montos promedio de cada categoria

J. L. Bocchero
 JOSE LUIS BOCCHERO
 Director de Adm. y Personal
 Superior Tribunal de Justicia

J. C. Ciarracca
 JUAN CARLOS CIARRACCA
 Subdirector de Adm. y Personal
 Superior Tribunal de Justicia

"Las Islas Malvinas, Georgias y Sandwich del Sur, y los territorios Continentales, son y seran Argentinos"

206



Provincia de Tierra del Fuego, Antártida
e Islas del Atlántico Sur
REPUBLICA ARGENTINA
DIRECCIÓN PROVINCIAL DE VIALIDAD



PROVINCIA DE TIERRA DEL FUEGO

PLANILLA 14.8: SUELDOS VIGENTES / ESCALAFÓN AUTORIDADES SUPERIORES
al 30/06/2000

| CONCEPTO CATEGORÍA | AUTORIDADES SUPERIORES | | |
|--|-----------------------------------|---|------------------|
| | SUBSECRETARIO (PRESIDENTE DPV) | SECRETARIO GOBERNADOR (VICEPRESIDENTE DPV) | DIRECTOR GENERAL |
| A- TOTAL DE ASIGNACIONES DE LA CATEGORÍA 1- Sueldo Básico 2- Adicionales Relativos al Cargo 2,1 Gastos de Representación 2,2 Función Jerárquica 2,3 Adicional Vial | 4,000 | 3,200 | 567 |
| B- TOTAL ADICIONALES PERSONALES 1- Antigüedad 2- Título 3- Responsabilidad Profesional | | | 1,446 158 |
| C- TOTAL SUELDO BRUTO | 4,000 | 3,200 | 2,216 |
| D- APORTES PERSONALES | 640 | 512 | 354 |
| E- SUELDO NETO (C-D) | 3,360 | 2,688 | 1,861 |

GR. CLAUDIO I. LIANDRO
Director de Administración Financiera
Dirección Provincial de Vialidad


SUELDOS VIGENTES / ESCALAFON


"AUTORIDADES SUPERIORES"

Planilla N° 14.8

EN PESOS

| CONCEPTO / CATEGORIA | MES DE Jun-00 | | |
|-----------------------------------|------------------------|-----------------------|------------------|
| | AUTORIDADES SUPERIORES | | |
| | SUBSECRETARIO | SECRETARIO GOBERNADOR | DIRECTOR GENERAL |
| A) TOTAL DE ASIGNAC. DE LA CATEG. | | | |
| 1) Sueldo Basico | 4200.00 | 4300.00 | 1342.00 |
| 2) Adicionales relativos al Cargo | | | |
| 2.1 Gastos de Representación | | | |
| 2.2 Función Jerárquica | | | 602.50 |
| B) TOTAL ADICIONAL PERSONALES | | | |
| 1 Antigüedad = 2%*años S/basico | NO | NO | |
| 2 Título = 7.5%17,5%25% | NO | NO | |
| 3 Responsabilidad Profesional | NO | NO | NO |
| 3 Presentismo | | | 120.00 |
| C) TOTAL SUELDO BRUTO | 4200.00 | 4300.00 | 2064.50 |
| D) APORTES PERSONALES | 714.00 | 731.00 | 350.97 |
| E) SUELDO NETO (C-D) | 3486.00 | 3569.00 | 1713.54 |


DANTE ANTONIO ASILI
 Director General de Haberes
 M° E.O. y S.P.




SUELDOS VIGENTES / ESCALAFON LEGISLATIVO

En Pesos

| CONCEPTO / CATEGORIA | MES DE..JUNIO 2000 | | | |
|---|--------------------|-------------------|---------------|-------------------|
| | LEGISLATIVO | | | |
| | Legislador | Secr. Adm. ó Leg. | Prosecretario | Ordenanza Cat. 19 |
| A) TOTAL DE ASIGNAC. DE LA CATEGORIA | | | | |
| 1) Sueldo basico | 5.250,00 | 4.500,00 | 3.750,00 | 354,58 |
| 2) Adicionales relativos al Cargo | | | | |
| 2.1 Adicional Legislativo | | | | 212,74 |
| 2.2 Permanencia en Categoria (2 años) | | | | 15,47 |
| 2.3 Suplemento Zona | | | | 582,79 |
| 2.4 Monto Fijo Remunerativo | | | | 182,50 |
| 2.5 Adicional Asist. Y Puntualidad | | | | 230,68 |
| B) TOTAL ADICIONALES PERSONALES | | | | |
| 1) Antigüedad (4 años) | | | | 61,90 |
| 2) Titulo | | | | |
| 3) Zona | | | | 61,90 |
| C) TOTAL SUELDO BRUTO | 5.250,00 | 4.500,00 | 3.750,00 | 1.640,66 |
| D) APORTES PERSONALES (16 %) | 840,00 | 720,00 | 600,00 | 262,50 |
| E) SUELDO NETO (C -D) | 4.410,00 | 3.780,00 | 3.150,00 | 1.378,16 |

Muga



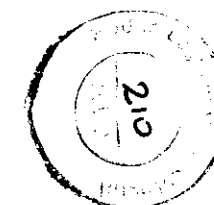
PROVINCIA DE TIERRA DEL FUEGO, ANTARTIDA E ISLAS DEL ATLANTICO SUR (PROVISORIO)
CONDICIONES DE LOS PRESTAMOS Y DE COLOCACIONES DE DEUDA

Mes de JUNIO de 2000.

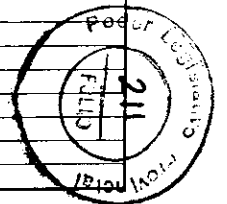
- en miles de pesos -

Planilla Nº 6

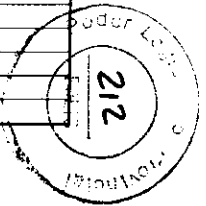
| PRESTAMISTA | STOCK AL 30/06/00 | Moneda | Monto Original | Garantías | Fecha de la Operación | Tasa de Interés | Plazo |
|--|----------------------|--------|-------------------|-----------|--------------------------|--------------------|-------|
| GOBIERNO NACIONAL | 0.00 | | 0.00 | | | | |
| ENTIDADES BANCARIAS Y FINANCIERAS | 90.347.39 | | 128.880.58 | | | | |
| Administración Central | 81.363.15 | | 119.797.00 | | | | |
| Organismos | 8.984.24 | | 9.083.58 | | | | |
| Otros Poderes | 0.00 | | 0.00 | | | | |
| ORGANISMOS INTERNACIONALES | 12.407.62 | | 14.202.34 | | | | |
| Administración Central | 12.407.62 | | 14.202.34 | | | | |
| Organismos | 0.00 | | 0.00 | | | | |
| Otros Poderes | 0.00 | | 0.00 | | | | |
| DEUDA FLOTANTE | 155.870.65 | | 2.471.93 | | | | |
| Administración Central | 149.000.99 | | 0.00 | | | | |
| Organismos | 6.869.66 | | 2.471.93 | | | | |
| Otros Poderes | 0.00 | | 0.00 | | | | |
| DEUDA CONSOLIDADA | 79.075.29 | | 81.921.01 | | | | |
| Administración Central | 78.999.00 | | 81.921.01 | | | | |
| Organismos | 0.00 | | 0.00 | | | | |
| Otros Poderes | 76.29 | | 0.00 | | | | |
| TÍTULOS PROVINCIALES | 36.048.73 | | 55.298.73 | | | | |
| Administración Central | 35.750.00 | | 55.000.00 | | | | |
| Organismos | 298.73 | | 298.73 | | | | |
| PRIVATIZACION BANCO PROVINCIAL | 208.000.00 | | 208.000.00 | | | | |
| | 208.000.00 | | 208.000.00 | | | | |
| OTRAS DEUDAS | 18.300.00 | | 18.300.00 | | | | |
| Administración Central | 18.300.00 | | 18.300.00 | | | | |
| Organismos | 0.00 | | 0.00 | | | | |
| Otros Poderes | 0.00 | | 0.00 | | | | |
| TOTALES | 600.049.67 | | 509.074.59 | | | | |
| Administración Central | 583.820.76 | | 497.220.36 | | | | |
| Organismos | 16.152.63 | | 11.854.24 | | | | |
| Otros Poderes | 76.29 | | 0.00 | | | | |



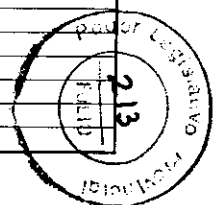
| PRESTAMISTA | STOCK AL 30/06/00 | Moneda | Monto Original | Garantías | Fecha de la Operación | Tasa de Interés | Plazo |
|---|----------------------|--------|-------------------|------------|--------------------------|---------------------------|-----------------------------------|
| CONTROL | # REF: | | 0.00 | | | | |
| ADMINISTRACION CENTRAL | | | | | | | |
| GOBIERNO NACIONAL | 0.00 | | 0.00 | | | | |
| ENTIDADES BANCARIAS Y FINANCIERAS | 81.353.15 | | 119,797.00 | | | | |
| Bco. Crédito | 737.76 | \$ | 10,000.00 | COPA.3.6% | 18-oct-96 | PF\$ 30DIAS+6.3% | 66 CUOT. (INCL.12 M.GRACIA) |
| Bco. Valores | 4,291.02 | U\$S | 10,000.00 | COPA.6.75% | 4-mar-97 | PFUSS 30 A 59 DIAS+5.98% | 60 CUOT. (INCL.12 M.GRACIA) |
| Bco. ABN AMRO BANK N.V. | 3,132.77 | U\$S | 9,999.00 | COPA.6% | 26-oct-98 | PFUSS 30 DIAS+5.60% | 72 CUOT. (INCL.18 M.GRACIA) |
| Bco. Quilmes | 3,404.59 | U\$S | 20,001.00 | COPA.12% | 30-sep-97 | PFUSS 30 DIAS+5.60% | 72 CUOTAS |
| Bco. de la Nación Argentina | 20,000.00 | U\$S | 20,000.00 | COPA.CUOTA | 29-sep-99 | PF U\$S 30 A 59 DIAS+6.45 | 24 CUOT. (INCL.12 M.GRACIA) |
| Bco. de la Nación Argentina - Fondo Fiduciario | 40,000.00 | U\$S | 40,000.00 | COPA.CUOTA | 14-feb-00 | PF U\$S 30 A 59 DIAS+6.45 | 120 CUOT. (INCL.12 M.GRACIA) |
| Bco. Nación Argentina - Fdo.Fid. - Conv.Compl. | 4,448.00 | U\$S | 4,448.00 | COPA.6.20% | 12-abr-00 | PF U\$S 30 A 59 DIAS+5.25 | 120 CUOT. (INCL.9 M.GRACIA) |
| Bco. TDF - Descuento Documentos | 5,349.00 | \$ | 5,349.00 | | | | |
| ORGANISMOS INTERNACIONALES | 12.407.62 | | 14,202.34 | | | | |
| BID - SVOA | 1,816.73 | \$ | 3,270.00 | COPA.CUOTA | 18-ene-90 | SE FIJA EN C/SEMESTR | 18 CUOTAS SEMESTRALES |
| BIRF | | | | | | | |
| 3280 Provincia | 620.93 | \$ | 962.00 | COPA.CUOTA | 23-may-91 | SE FIJA EN C/SEMESTR | CUOTAS SEMESTRALES |
| 3877 Provincia | 32.82 | \$ | 32.82 | COPA.CUOTA | 17-sep-96 | SE FIJA EN C/SEMESTR | CUOTAS SEMESTRALES |
| 3860 Municipios | 3,944.79 | \$ | 3,944.79 | COPA.CUOTA | 26-ago-96 | SE FIJA EN C/SEMESTR | CUOTAS SEMESTRALES |
| BID | | | | | | | |
| 619 Provincia | 206.73 | \$ | 206.73 | COPA.CUOTA | 23-may-91 | SE FIJA EN C/SEMESTR | CUOTAS SEMESTRALES |
| 845 PRISE | 5,735.61 | \$ | 5,786.00 | COPA.CUOTA | 20-ene-97 | SE FIJA EN C/SEMESTR | CUOTAS SEMESTRALES |
| 940 Mej. De Barrios | 0.00 | \$ | 0.00 | COPA.CUOTA | 3-ago-98 | SE FIJA EN C/SEMESTR | CUOTAS SEMESTRALES |
| DEUDA FLOTANTE | 149.000.99 | | 0.00 | | | | |
| Ordenes de Pago Impagas | 27,399.61 | | | | | | |
| - Coparticipación a Municipios | 1,800.26 | | | | | | |
| - Resto | 25,599.35 | | | | | | |
| Obligaciones del Tesoro | 42,684.62 | \$ | | | | | |
| - Coparticipación a Municipios | 1,796.86 | | | | | | |
| - Resto | 40,887.76 | | | | | | |
| XT - Transferencias Extrapresupuestarias | 6,998.00 | \$ | | | | | |
| Otras Deudas - Gastos con Imputación Preventiva | 33,534.96 | \$ | | | | | |
| Otras Deudas - Deuda Municipios sin registrar | 986.80 | \$ | | | | | |
| Deuda sin Registrar | 25,054.00 | \$ | | | | | |
| Otros compromisos | 12,343.00 | | | | | | |
| DEUDA CONSOLIDADA | 78.999.00 | | 81,921.01 | | | | |
| LE.TÉ. | 2,873.00 | \$ | 2,873.00 | | 20-may-97 | | |
| Convenio N° 2818 (Ley Pcial.N° 368)I.P.P.S. | 15,649.00 | \$ | 15,649.00 | | 5-jun-97 | | |
| Convenio N° 2947/97 - Bco. TDF | 9,910.00 | \$ | 9,910.00 | | 24-sep-97 | | |
| Convenio N° 3796/99 - Bco. TDF | 17,252.00 | \$ | 17,252.00 | | 5-ene-99 | | |
| Convenio N° 1124/97 - I.S.S.P. | 761.00 | \$ | 761.00 | | 17-dic-97 | | |
| Convenio N° 2361/96 - Iglys Consur | 1,230.00 | \$ | 1,230.00 | | 16-abr-96 | | |
| Convenio N° 3380/98 - I.P.V. | 2,050.00 | \$ | 2,050.00 | | 15-abr-98 | | |
| Con D.P.E. Nota N° 216/98 - C.G.- | 1,278.00 | \$ | 1,278.00 | | 1-abr-98 | | |
| Caja Comp. Policía (sin convenio) | 36.00 | \$ | 36.00 | | | | |
| Convenio N° 2012/95 - I.P.V. | 22,235.00 | \$ | 22,235.00 | | 13-jun-95 | | |
| Oblig.del Tesoro s/Res.MEOySP 2064/97 | 4,336.00 | \$ | 7,258.01 | | 18-nov-97 | FIJA 9% | 72 CUOTAS MENSUALES |
| Sin Registrar | 1,389.00 | \$ | 1,389.00 | | | | |
| TITULOS PROVINCIALES | 35.750.00 | | 55,000.00 | | | | |
| Bono Albatros Serie A | 35,750.00 | U\$S | 55,000.00 | REGALIAS | 21-oct-97 | TASA FIJA U\$S 9% | 20 CUOT. TRIM. (INCL.14 M.GRACIA) |
| PRIVATIZACION BANCO PROVINCIAL | 208.000.00 | | 208,000.00 | | | | |
| I.P.P.S-Acta de Asuncion Activos y Pasivos | 208,000.00 | \$ | 208,000.00 | | 30-may-00 | | |
| OTRAS DEUDAS | 18.300.00 | | 18,300.00 | | | | |
| Tasa de Justicia | 18,300.00 | \$ | 18,300.00 | | | | |
| TOTAL | 583.820.76 | | 497,220.36 | | | | |



| PRESTAMISTA | STOCK AL 30/06/00 | Moneda | Monto Original | Garantías | Fecha de la Operación | Tasa de Interés | Plazo |
|-----------------------------------|----------------------|--------|-------------------|-----------|--------------------------|--------------------|-------|
| I.P.V. | | | | | | | |
| GOBIERNO NACIONAL | 0.00 | | 0.00 | | | | |
| ENTIDADES BANCARIAS Y FINANCIERAS | 0.00 | | 0.00 | | | | |
| ORGANISMOS INTERNACIONALES | 0.00 | | 0.00 | | | | |
| DEUDA FLOTANTE | 3.318.14 3.318.14 | | 0.00 | | | | |
| DEUDA CONSOLIDADA | 0.00 | | 0.00 | | | | |
| TITULOS PROVINCIALES | 0.00 | | 0.00 | | | | |
| PRIVATIZACION BANCO PROVINCIAL | 0.00 | | 0.00 | | | | |
| OTRAS DEUDAS | 0.00 | | 0.00 | | | | |
| TOTAL | 3.318.14 | | 0.00 | | | | |
| In Fue Tur | | | | | | | |
| GOBIERNO NACIONAL | 0.00 | | 0.00 | | | | |
| ENTIDADES BANCARIAS Y FINANCIERAS | 0.00 | | 0.00 | | | | |
| ORGANISMOS INTERNACIONALES | 0.00 | | 0.00 | | | | |
| DEUDA FLOTANTE | 0.00 | | 0.00 | | | | |
| DEUDA CONSOLIDADA | 0.00 | | 0.00 | | | | |
| TITULOS PROVINCIALES | 0.00 | | 0.00 | | | | |
| PRIVATIZACION BANCO PROVINCIAL | 0.00 | | 0.00 | | | | |
| OTRAS DEUDAS | 0.00 | | 0.00 | | | | |
| TOTAL | 0.00 | | 0.00 | | | | |



| PRESTAMISTA | STOCK AL 30/06/00 | Moneda | Monto Original | Garantías | Fecha de la Operación | Tasa de Interés | Plazo |
|-----------------------------------|----------------------|--------|-------------------|-----------|--------------------------|--------------------|-------|
| Validad | | | | | | | |
| GOBIERNO NACIONAL | 0.00 | | 0.00 | | | | |
| ENTIDADES BANCARIAS Y FINANCIERAS | 0.00 | | 0.00 | | | | |
| ORGANISMOS INTERNACIONALES | 0.00 | | 0.00 | | | | |
| DEUDA FLOTANTE | 0.00 | | 0.00 | | | | |
| DEUDA CONSOLIDADA | 0.00 | | 0.00 | | | | |
| TITULOS PROVINCIALES | 0.00 | | 0.00 | | | | |
| PRIVATIZACION BANCO PROVINCIAL | 0.00 | | 0.00 | | | | |
| OTRAS DEUDAS | 0.00 | | 0.00 | | | | |
| TOTAL | 0.00 | | 0.00 | | | | |
| Hospital Ushuaia | | | | | | | |
| GOBIERNO NACIONAL | 0.00 | | 0.00 | | | | |
| ENTIDADES BANCARIAS Y FINANCIERAS | 0.00 | | 0.00 | | | | |
| ORGANISMOS INTERNACIONALES | 0.00 | | 0.00 | | | | |
| DEUDA FLOTANTE | 107.43 107.43 | | 0.00 | | | | |
| DEUDA CONSOLIDADA | 0.00 | | 0.00 | | | | |
| TITULOS PROVINCIALES | 0.00 | | 0.00 | | | | |
| PRIVATIZACION BANCO PROVINCIAL | 0.00 | | 0.00 | | | | |
| OTRAS DEUDAS | 0.00 | | 0.00 | | | | |
| TOTAL | 107.43 | | 0.00 | | | | |



| PRESTAMISTA | STOCK AL 30/06/00 | Moneda | Monto Original | Garantias | Fecha de la Operación | Tasa de Interes | Plazo |
|-----------------------------------|----------------------|---------|----------------------|-------------|--------------------------|--------------------|-------|
| Hospital Rio Grande | | | | | | | |
| GOBIERNO NACIONAL | 0.00 | | 0.00 | | | | |
| ENTIDADES BANCARIAS Y FINANCIERAS | 0.00 | | 0.00 | | | | |
| ORGANISMOS INTERNACIONALES | 0.00 | | 0.00 | | | | |
| DEUDA FLOTANTE | 345.80 345.80 | | 0.00 | | | | |
| DEUDA CONSOLIDADA | 0.00 | | 0.00 | | | | |
| TITULOS PROVINCIALES | 0.00 | | 0.00 | | | | |
| PRIVATIZACION BANCO PROVINCIAL | 0.00 | | 0.00 | | | | |
| OTRAS DEUDAS | 0.00 | | 0.00 | | | | |
| TOTAL | 345.80 | | 0.00 | | | | |
| Dirección Puertos | | | | | | | |
| GOBIERNO NACIONAL | 0.00 | | 0.00 | | | | |
| ENTIDADES BANCARIAS Y FINANCIERAS | 8,894.96 2,389.41 | PESOS | 8,978.58 1,978.58 | | 36,039.00 | 100 MESES | |
| | 6,505.55 | DOLARES | 7,000.00 | FIDEICOMISO | 35,827.00 | 78 MESES | |
| ORGANISMOS INTERNACIONALES | 0.00 | | 0.00 | | | | |
| DEUDA FLOTANTE | 0.00 | | 0.00 | | | | |
| DEUDA CONSOLIDADA | 0.00 | | 0.00 | | | | |
| TITULOS PROVINCIALES | 0.00 | | 0.00 | | | | |
| PRIVATIZACION BANCO PROVINCIAL | 0.00 | | 0.00 | | | | |
| OTRAS DEUDAS | 0.00 | | 0.00 | | | | |
| TOTAL | 8,894.96 | | 8,978.58 | | | | |

